



Air Conditioning & Heating

**COOLING CAPACITY: 23,200 – 56,500 BTU/H**  
**HEATING CAPACITY: 69,000 – 138,000 BTU/H**

# GPG15 SERIES

**SINGLE-PHASE, SELF-CONTAINED**  
**PACKAGED GAS/ELECTRIC**  
**UP TO 15 SEER / 80% AFUE**



### Contents

Nomenclature .....	2
Accessories .....	2
Product Specifications .....	3
Expanded Cooling Data .....	4
Airflow Data .....	20
Dimensions .....	22
Wiring Diagrams .....	23

### Standard Features

- High-efficiency compressor
- Durable, corrosion-resistant T-140 aluminumized steel tubular heat exchanger
- Energy-efficient motor (EEM)
- Fully charged R-410A system
- Copper tube/aluminum fin condenser coil
- Redundant two-stage gas valve; natural gas with easy conversion to propane
- Power-assisted combustion
- Direct spark ignition system includes a microprocessor-based control for the entire ignition sequence
- All blower operation and all safety circuits complete with self-diagnostics
- Loss-of-charge protection
- All models comply with California Low NOx emission standards
- AHRI Certified; ETL Listed

### Cabinet Features

- Fully insulated heavy-gauge, zinc-coated steel cabinet with UV-resistant powder-paint finish
- Horizontal or downflow application
- Convenient access panels
- One roof curb fits all units
- Bottom, 2" high base rails for easier handling
- All models fit a standard-size pick-up truck
- When properly anchored, meets the 2010 Florida Building Code unit integrity requirements for hurricane-type winds (Anchor bracket kits available.)



\* Complete warranty details available from your local dealer or at [www.goodmanmfg.com](http://www.goodmanmfg.com). To receive the 10-Year Parts Limited Warranty, online registration must be completed within 60 days of installation. Online registration is not required in California or Quebec.

NOMENCLATURE

	G	P	G	15	30	090	M	4	1	
	1	2	3	4,5	6,7	8,9,10	11	12	13	
<b>Brand</b>	Goodman® Brand									<b>Electrical</b>
										1 208-230/1/60
<b>Product Category</b>	Packaged Unit									<b>Refrigerant</b>
										4 R-410A
<b>Unit Type</b>	Gas/Electric									<b>Airflow</b>
D Dual-Fuel										M Multi-Position
<b>Efficiency</b>										<b>Heat Input</b>
14 14 SEER										70 69 MBTU/h
15 15 SEER										90 92 MBTU/h
										115 115 MBTU/h
										140 138 MBTU/h
<b>Nominal Capacity</b>										
24 2 Tons	42 3½ Tons									
30 2½ tons	48 4 Tons									
36 3 Tons										

ACCESSORIES

ACCESSORY DESCRIPTION	ITEM NUMBER	
	MEDIUM CHASSIS	LARGE CHASSIS
Concentric Kit	CDK36	CDK4872
Downflow Economizer	PGED101/102	PGED103
Downflow Internal Filter Rack	PGFR101/102/103	PGFR101/102/103
Downflow Manual Damper	PGMDD102	PGMDD103
Downflow Motorized Damper	PGMDMD102	PGMDMD103
Downflow Square to Round	SQRPG101/102	SQRPG103
Horizontal Duct Cover	20464501PDGK	20464502PDGK
Horizontal Economizer	PGEH102	PGEH103
Horizontal Manual Damper	PGMDH102	PGMDH103
Horizontal Motorized Damper	PGMDMH102	PGMDMH103
Horizontal Square to Round	SQRPGH102	SQRPGH103
LP Conversion Kit	LPM-06	LPM-06
Roof Curb	PGC101/102/103	PGC101/102/103



SPECIFICATIONS

	GPG15 2407041C*	GPG15 3009041C*	GPG15 3709041C*	GPG15 4211541C*	GPG15 4911541C*	GPG15 6014041C*
<b>COOLING CAPACITY (BTU/H)</b>						
Total	23,200	29,000	35,000	40,000	47,000	57,500
Sensible	18,500	22,500	26,300	30,300	34,000	44,000
SEER / EER	15 / 12.0	14.5 / 12.0	14.5 / 11.5	15 / 12	14.5 / 11.5	14.2 / 10.1
Decibels	76	76	76	78	78	78
AHRI #s	5677894	5677895	5677896	5677897	5677898	5677899
<b>HEATING CAPACITY (BTU/H)</b>						
High-Fire Input / Output	69,000/ 55,000	92,000/ 72,900	92,000/ 72,900	115,000/ 91,200	115,000/ 91,200	138,000/ 110,200
Low-Fire Input / Output	51,500/ 40,500	69,000/ 55,000	69,000/ 55,000	86,000/ 69,000	86,000/ 69,000	103,000/ 83,000
AFUE	80	80	80	80	80	80
Temperature Rise Range	35 - 65	35-65	45 - 75	45-75	45-75	45-75
No. of Burners	3	4	4	5	5	6
Orifice Size (Gas / LP)	43 / 55	43 / 55	43 / 55	43 / 55	43 / 55	43 / 55
<b>EVAPORATOR MOTOR</b>						
Type	EEM	EEM	EEM	EEM	EEM	EEM
Wheel (DxW)	10" x 8"	10" x 9"	10" x 9"	11 x 10	11" x 10"	11" x 10"
Indoor Nominal CFM	845	1,050	1,100	1,250	1,350	1,810
Motor Speed Tap (Cooling)	T4	T3, T4	T3, T4	T3, T4	T3, T4	T3,T4
RPM / Amps (Cooling)	724 / 1.21	960 / 3.06	960 / 3.06	890 / 3.8	890 / 3.8	778 / 1.98 1,030 / 5.7
Horsepower / RPM	½ / 1,050	½ / 1,050	½ / 1,050	¾ / 1,050	¾ / 1,050	1 / 1,050
<b>EVAPORATOR COIL</b>						
Face Area (ft <sup>2</sup> )	4.33	4.33	4.33	5.67	5.67	5.67
Rows Deep / Fin per Inch	3 / 14	3 / 14	4 / 14	4 / 14	4 / 14	4 / 14
Expansion Device	0.057	0.062	0.07	0.072	0.076	TXV
Filter Size (ft <sup>2</sup> )	2.7	4.2	4.2	5.1	5.1	6.3
All-Aluminum Coil	X	X	X	X	X	X
Drain Size (NPT)	¾"	¾"	¾"	¾"	¾"	¾"
Refrigerant Charge -- R-410A (oz.)	77	73	84	102	103	100
<b>CONDENSER FAN / COIL</b>						
Horsepower - RPM	1/6 - 850	¼ / 830	¼ / 830	¼ - 1,075	¼ - 1,075	¼ - 1,075
Fan Diameter / # of Fan Blades	22" / 3	22" / 3	22" / 3	22" / 3	22" / 3	22" / 3
Outdoor Nominal CFM	2,400	2,700	2,700	3,500	3,500	3,500
Face Area (ft <sup>2</sup> )	8.8	8.8	11.13	11.32	11.32	11.32
Row Deep / Fins per Inch	2 / 27	2 / 27	2 / 27	2 / 27	2 / 27	2 / 27
<b>COMPRESSOR</b>						
Quantity / Type / Stage	1 / Scroll / Single	1 / Scroll / Single	1 / Scroll / Single	1 / Scroll / Single	1 / Scroll / Single	1 / Scroll / Two
Compressor RLA / LRA	13.5 / 58.3	14.1 / 73	16.7 / 79	17.9 / 112	19.9/109	27.1 / 152.9
<b>ELECTRICAL DATA</b>						
Voltage/ Phase (60 Hz)	208-230/ 1	208-230/ 1	208-230/ 1	208-230/ 1	208-230/ 1	208-230/ 1
Indoor Blower FLA	4.1	1.85	1.85	2.87	2.87	7.6
Outdoor Fan FLA / LRA	1.1 / 1.7	1.5 / 3	1.5 / 3	1.4 / 2.9	1.4 / 2.9	1.4 / 5.2
Total Unit Amps	9.0	17.5	21.6	23.7	25.7	40
Min. Circuit Ampacity	22.1	21	24.2	26.6	29.1	42.2
Max. Overcurrent Protection	30	35	40	40	45	60
Entrance Size Power Supply	1½"	1½"	1½"	1½"	1½"	1½"
Entrance Size Control Voltage	¾"	¾"	¾"	¾"	¾"	¾"
<b>OPERATING / SHIP WEIGHTS (LBS)</b>	422 / 445	424 / 448	491 / 514	492 / 517	494 / 519	496 / 523

Note: 5-ton units have two-stage cooling; all other sizes have single-stage cooling.

EXPANDED COOLING DATA — GP6152407041\*\*

IDB	AIRFLOW	OUTDOOR AMBIENT TEMPERATURE																							
		65°F				75°F				85°F				95°F				105°F				115°F			
		59	63	67	71	59	63	67	71	59	63	67	71	59	63	67	71	59	63	67	71	59	63	67	71
70	MBh	22.7	23.6	25.8	-	22.2	23.0	25.2	-	21.7	22.5	24.6	-	21.1	21.9	24.0	-	20.1	20.8	22.8	-	18.6	19.3	21.1	-
	S/T	0.78	0.65	0.45	-	0.81	0.68	0.47	-	0.83	0.70	0.48	-	0.86	0.72	0.50	-	0.89	0.74	0.52	-	0.90	0.75	0.52	-
	ΔT	17	15	11	-	17	15	11	-	17	15	11	-	18	15	12	-	17	15	11	-	16	14	11	-
	kW	1.51	1.54	1.59	-	1.62	1.66	1.71	-	1.72	1.76	1.82	-	1.82	1.86	1.92	-	1.89	1.93	2.00	-	1.96	2.00	2.07	-
	Amps	7.0	7.2	7.4	-	7.5	7.7	7.9	-	8.0	8.2	8.4	-	8.5	8.7	8.9	-	9.0	9.2	9.4	-	9.4	9.6	9.9	-
	Hi PR	227	244	257	-	254	274	289	-	289	311	328	-	329	354	374	-	370	399	421	-	409	440	465	-
Lo PR	109	116	127	-	115	123	134	-	120	128	139	-	126	134	146	-	132	140	153	-	137	145	159	-	
70	MBh	22.1	22.9	25.1	-	21.6	22.3	24.5	-	21.0	21.8	23.9	-	20.5	21.3	23.3	-	19.5	20.2	22.2	-	18.1	18.7	20.5	-
	S/T	0.75	0.62	0.43	-	0.77	0.65	0.45	-	0.79	0.66	0.46	-	0.82	0.68	0.47	-	0.85	0.71	0.49	-	0.86	0.72	0.50	-
	ΔT	18	16	12	-	18	16	12	-	18	16	12	-	18	16	12	-	18	16	12	-	17	15	11	-
	kW	1.49	1.53	1.57	-	1.61	1.64	1.70	-	1.71	1.75	1.80	-	1.80	1.84	1.90	-	1.88	1.92	1.98	-	1.94	1.99	2.05	-
	Amps	7.0	7.1	7.3	-	7.4	7.6	7.8	-	8.0	8.1	8.4	-	8.4	8.6	8.9	-	8.9	9.1	9.3	-	9.4	9.6	9.8	-
	Hi PR	224	241	255	-	252	271	286	-	286	308	325	-	326	351	370	-	367	395	417	-	405	436	460	-
Lo PR	108	115	126	-	114	122	133	-	119	126	138	-	125	133	145	-	131	139	152	-	135	144	157	-	
739	MBh	20.4	21.1	23.1	-	19.9	20.6	22.6	-	19.4	20.1	22.1	-	19.0	19.6	21.5	-	18.0	18.7	20.4	-	16.7	17.3	18.9	-
	S/T	0.72	0.60	0.42	-	0.75	0.62	0.43	-	0.77	0.64	0.44	-	0.79	0.66	0.46	-	0.82	0.69	0.47	-	0.83	0.69	0.48	-
	ΔT	18	16	12	-	18	16	12	-	18	16	12	-	19	16	12	-	18	16	12	-	17	15	11	-
	kW	1.46	1.49	1.54	-	1.57	1.60	1.66	-	1.67	1.70	1.76	-	1.76	1.79	1.85	-	1.83	1.87	1.93	-	1.89	1.94	2.00	-
	Amps	6.8	7.0	7.1	-	7.3	7.4	7.6	-	7.8	8.0	8.2	-	8.2	8.4	8.6	-	8.7	8.9	9.1	-	9.1	9.3	9.6	-
	Hi PR	218	234	247	-	244	263	277	-	278	299	315	-	316	340	359	-	356	383	404	-	393	423	447	-
Lo PR	105	112	122	-	111	118	129	-	115	123	134	-	121	129	140	-	127	135	147	-	131	139	152	-	
75	MBh	23.1	23.8	25.8	27.7	22.6	23.3	25.2	27.0	22.0	22.7	24.6	26.4	21.5	22.1	24.0	25.7	20.4	21.0	22.8	24.4	18.9	19.5	21.1	22.6
	S/T	0.89	0.80	0.60	0.39	0.92	0.83	0.62	0.40	0.95	0.85	0.64	0.41	0.98	0.87	0.66	0.43	1.00	0.91	0.69	0.44	1.00	0.91	0.69	0.45
	ΔT	20	18	15	10	20	19	15	10	20	19	15	11	20	19	15	11	20	18	15	10	18	17	14	10
	kW	1.52	1.55	1.60	1.65	1.64	1.67	1.72	1.78	1.74	1.78	1.84	1.90	1.83	1.87	1.93	2.00	1.91	1.95	2.02	2.08	1.98	2.02	2.09	2.16
	Amps	7.1	7.2	7.4	7.6	7.6	7.7	7.9	8.2	8.1	8.3	8.5	8.8	8.6	8.7	9.0	9.3	9.0	9.2	9.5	9.8	9.5	9.7	10.0	10.3
	Hi PR	229	246	260	271	257	276	292	304	292	314	332	346	333	358	378	394	374	403	425	443	413	445	470	490
Lo PR	110	117	128	136	117	124	135	144	121	129	141	150	127	135	148	157	133	142	155	165	138	147	160	171	
75	MBh	22.4	23.1	25.0	26.8	21.9	22.6	24.4	26.2	21.4	22.0	23.9	25.6	20.9	21.5	23.3	25.0	19.8	20.4	22.1	23.7	18.4	18.9	20.5	22.0
	S/T	0.85	0.76	0.57	0.37	0.88	0.79	0.60	0.38	0.90	0.81	0.61	0.39	0.93	0.83	0.63	0.41	0.97	0.86	0.65	0.42	0.98	0.87	0.66	0.42
	ΔT	21	19	16	11	21	19	16	11	21	19	16	11	21	19	16	11	21	19	16	11	19	18	15	10
	kW	1.51	1.54	1.59	1.64	1.62	1.66	1.71	1.77	1.72	1.76	1.82	1.88	1.82	1.86	1.92	1.98	1.89	1.93	2.00	2.07	1.96	2.00	2.07	2.14
	Amps	7.0	7.2	7.4	7.6	7.5	7.7	7.9	8.1	8.0	8.2	8.4	8.7	8.5	8.7	8.9	9.2	9.0	9.2	9.4	9.7	9.4	9.6	9.9	10.2
	Hi PR	227	244	257	269	254	274	289	301	289	311	329	343	329	354	374	390	370	399	421	439	409	441	465	485
Lo PR	109	116	127	135	115	123	134	143	120	128	139	148	126	134	146	156	132	140	153	163	137	145	159	169	
739	MBh	20.7	21.3	23.1	24.8	20.2	20.8	22.6	24.2	19.8	20.3	22.0	23.6	19.3	19.8	21.5	23.1	18.3	18.9	20.4	21.9	17.0	17.5	18.9	20.3
	S/T	0.82	0.73	0.55	0.36	0.85	0.76	0.57	0.37	0.87	0.78	0.59	0.38	0.90	0.80	0.61	0.39	0.93	0.83	0.63	0.41	0.94	0.84	0.64	0.41
	ΔT	21	19	16	11	21	20	16	11	21	20	16	11	22	20	16	11	21	20	16	11	20	18	15	10
	kW	1.47	1.50	1.55	1.60	1.58	1.62	1.67	1.72	1.68	1.72	1.77	1.83	1.77	1.81	1.87	1.93	1.84	1.89	1.95	2.01	1.91	1.95	2.02	2.09
	Amps	6.9	7.0	7.2	7.4	7.3	7.5	7.7	7.9	7.9	8.0	8.2	8.5	8.3	8.5	8.7	9.0	8.8	8.9	9.2	9.5	9.2	9.4	9.7	10.0
	Hi PR	220	237	250	260	247	265	280	292	280	302	319	332	319	344	363	379	359	387	408	426	397	427	451	471
Lo PR	106	113	123	131	112	119	130	138	116	124	135	144	122	130	142	151	128	136	149	158	132	141	154	164	

IDB: Entering Indoor Dry Bulb Temperature  
 High and low pressures are measured at the liquid and suction service valves.  
 Shaded area reflects ACCA (TVA) conditions  
 kW = Total system power  
 Amps = outdoor unit amps (comp.+fan)

EXPANDED COOLING DATA — GPG152407041\*\* (CONT.)

IDB	AIRFLOW	OUTDOOR AMBIENT TEMPERATURE																											
		65°F				75°F				85°F					95°F				105°F				115°F						
		59	63	67	71	59	63	67	71	59	63	67	71		59	63	67	71	59	63	67	71	59	63	67	71			
80	MBh	23.5	24.0	25.7	27.5	23.0	23.5	25.1	26.8	22.4	22.9	24.5	26.2	21.9	22.4	23.9	25.5	20.8	21.2	22.7	24.3	20.8	21.2	22.7	24.3	19.3	19.7	21.0	22.5
	S/T	1.00	0.92	0.75	0.56	1.00	0.95	0.77	0.58	1.00	1.00	0.79	0.59	1.00	1.00	0.82	0.61	1.00	1.00	0.85	0.63	1.00	1.00	0.85	0.63	1.00	1.00	0.86	0.64
	ΔT	23	21	19	15	22	22	19	15	22	22	19	15	21	22	19	15	20	21	19	15	20	21	19	15	19	19	17	14
	kW	1.53	1.56	1.61	1.66	1.65	1.68	1.74	1.80	1.75	1.79	1.85	1.91	1.85	1.89	1.95	2.01	1.92	1.97	2.03	2.10	1.92	1.97	2.03	2.10	1.99	2.04	2.11	2.18
	Amps	7.1	7.3	7.5	7.7	7.6	7.8	8.0	8.2	8.2	8.3	8.6	8.8	8.6	8.8	9.1	9.4	9.1	9.3	9.6	9.9	9.1	9.3	9.6	9.9	9.6	9.8	10.1	10.4
	Hi PR	231	249	263	274	259	279	295	307	295	317	335	350	336	362	382	398	378	407	430	448	378	407	430	448	418	449	475	495
	Lo PR	111	119	129	138	118	125	137	146	122	130	142	151	129	137	149	159	135	143	156	167	135	143	156	167	139	148	162	172
	MBh	22.8	23.3	24.9	26.7	22.3	22.8	24.4	26.0	21.8	22.3	23.8	25.4	21.3	21.7	23.2	24.8	20.2	20.6	22.0	23.6	20.2	20.6	22.0	23.6	18.7	19.1	20.4	21.8
	S/T	0.93	0.87	0.71	0.53	0.97	0.91	0.74	0.55	0.99	0.93	0.76	0.56	1.00	0.96	0.78	0.58	1.00	0.99	0.81	0.61	1.00	0.99	0.81	0.61	1.00	1.00	0.82	0.61
	ΔT	23	22	19	15	23	22	20	16	23	22	20	16	23	23	20	16	22	22	19	16	22	22	19	16	20	21	18	14
	kW	1.52	1.55	1.60	1.65	1.64	1.67	1.73	1.78	1.74	1.78	1.84	1.90	1.83	1.87	1.93	2.00	1.91	1.95	2.02	2.08	1.91	1.95	2.02	2.08	1.98	2.02	2.09	2.16
	Amps	7.1	7.2	7.4	7.7	7.6	7.7	7.9	8.2	8.1	8.3	8.5	8.8	8.6	8.8	9.0	9.3	9.0	9.2	9.5	9.8	9.0	9.2	9.5	9.8	9.5	9.7	10.0	10.3
Hi PR	229	246	260	271	257	276	292	304	292	314	332	346	333	358	378	394	374	403	425	444	374	403	425	444	413	445	470	490	
Lo PR	110	117	128	136	117	124	135	144	121	129	141	150	127	135	148	157	133	142	155	165	133	142	155	165	138	147	160	171	
MBh	21.1	21.5	23.0	24.6	20.6	21.0	22.5	24.0	20.1	20.5	21.9	23.5	19.6	20.0	21.4	22.9	18.6	19.0	20.3	21.7	18.6	19.0	20.3	21.7	17.3	17.6	18.8	20.1	
S/T	0.90	0.84	0.69	0.51	0.93	0.87	0.71	0.53	0.95	0.90	0.73	0.54	0.99	0.92	0.75	0.56	1.02	0.96	0.78	0.58	1.02	0.96	0.78	0.58	1.03	0.97	0.79	0.59	
ΔT	24	23	20	16	24	23	20	16	24	23	20	16	24	23	20	16	24	23	20	16	24	23	20	16	22	21	18	15	
kW	1.48	1.51	1.56	1.61	1.60	1.63	1.68	1.74	1.70	1.73	1.79	1.85	1.78	1.82	1.88	1.95	1.86	1.90	1.96	2.03	1.86	1.90	1.96	2.03	1.93	1.97	2.03	2.10	
Amps	6.9	7.1	7.3	7.5	7.4	7.5	7.7	8.0	7.9	8.1	8.3	8.6	8.4	8.5	8.8	9.1	8.8	9.0	9.3	9.6	8.8	9.0	9.3	9.6	9.3	9.5	9.7	10.1	
Hi PR	222	239	252	263	249	268	283	295	283	305	322	336	323	347	367	382	363	391	412	430	363	391	412	430	401	432	456	475	
Lo PR	107	114	124	132	113	120	131	140	118	125	136	145	123	131	143	153	129	138	150	160	129	138	150	160	134	142	155	165	
85	MBh	23.9	24.4	25.6	27.3	23.4	23.8	25.0	26.6	22.8	23.3	24.4	26.0	22.3	22.7	23.8	25.4	21.2	21.6	22.6	24.1	21.2	21.6	22.6	24.1	19.6	20.0	20.9	22.3
	S/T	1.00	0.99	0.89	0.72	1.00	1.00	0.92	0.75	1.00	1.00	0.95	0.77	1.00	1.00	0.98	0.79	1.00	1.00	0.97	0.82	1.00	1.00	0.97	0.82	1.00	1.00	0.98	0.83
	ΔT	23	23	22	19	23	23	22	19	22	23	22	19	22	22	22	19	20	21	22	19	20	21	22	19	19	19	20	18
	kW	1.54	1.58	1.63	1.68	1.66	1.70	1.75	1.81	1.77	1.81	1.87	1.93	1.86	1.90	1.97	2.03	1.94	1.98	2.05	2.12	1.94	1.98	2.05	2.12	2.01	2.05	2.12	2.20
	Amps	7.2	7.3	7.5	7.8	7.7	7.8	8.0	8.3	8.2	8.4	8.6	8.9	8.7	8.9	9.1	9.4	9.2	9.4	9.7	10.0	9.2	9.4	9.7	10.0	9.7	9.9	10.2	10.5
	Hi PR	233	251	265	277	262	282	298	310	298	321	339	353	339	365	386	402	382	411	434	452	382	411	434	452	422	454	479	500
	Lo PR	113	120	131	139	119	126	138	147	124	131	144	153	130	138	151	161	136	145	158	168	136	145	158	168	141	150	163	174
	MBh	23.2	23.7	24.8	26.5	22.7	23.1	24.2	25.9	22.2	22.6	23.7	25.2	21.6	22.0	23.1	24.6	20.5	20.9	21.9	23.4	20.5	20.9	21.9	23.4	19.0	19.4	20.3	21.7
	S/T	0.98	0.94	0.85	0.69	1.00	0.98	0.88	0.72	1.00	1.00	0.90	0.73	1.00	1.00	0.93	0.76	1.00	1.00	0.97	0.79	1.00	1.00	0.97	0.79	1.00	1.00	0.98	0.79
	ΔT	25	24	23	20	25	25	23	20	24	25	24	20	24	24	23	20	22	23	23	20	22	23	23	20	21	21	22	19
	kW	1.53	1.56	1.61	1.66	1.65	1.68	1.74	1.80	1.75	1.79	1.85	1.91	1.85	1.89	1.95	2.01	1.92	1.97	2.03	2.10	1.92	1.97	2.03	2.10	1.99	2.04	2.11	2.18
	Amps	7.1	7.3	7.5	7.7	7.6	7.8	8.0	8.2	8.2	8.3	8.6	8.8	8.6	8.8	9.1	9.4	9.1	9.3	9.6	9.9	9.1	9.3	9.6	9.9	9.6	9.8	10.1	10.4
Hi PR	231	249	263	274	259	279	295	307	295	317	335	350	336	362	382	398	378	407	430	448	378	407	430	448	418	449	475	495	
Lo PR	111	119	129	138	118	125	137	146	122	130	142	151	129	137	149	159	135	143	156	167	135	143	156	167	139	148	162	172	
MBh	21.5	21.9	22.9	24.4	21.0	21.4	22.4	23.9	20.5	20.9	21.8	23.3	20.0	20.3	21.3	22.7	19.0	19.3	20.2	21.6	19.0	19.3	20.2	21.6	17.6	17.9	18.7	20.0	
S/T	0.94	0.91	0.82	0.67	0.98	0.94	0.85	0.69	1.00	0.97	0.87	0.71	1.00	1.00	0.90	0.73	1.00	1.00	0.93	0.76	1.00	1.00	0.93	0.76	1.00	1.00	0.94	0.76	
ΔT	25	25	23	20	25	25	24	20	25	25	24	20	25	25	24	21	24	24	23	20	24	24	23	20	22	22	22	19	
kW	1.49	1.53	1.57	1.62	1.61	1.64	1.70	1.75	1.71	1.75	1.80	1.86	1.80	1.84	1.90	1.96	1.88	1.92	1.98	2.05	1.88	1.92	1.98	2.05	1.94	1.99	2.05	2.12	
Amps	7.0	7.1	7.3	7.5	7.4	7.6	7.8	8.0	8.0	8.1	8.4	8.6	8.4	8.6	8.9	9.1	8.9	9.1	9.3	9.7	8.9	9.1	9.3	9.7	9.3	9.5	9.8	10.2	
Hi PR	224	241	255	266	252	271	286	298	286	308	325	339	326	351	370	386	367	395	417	435	367	395	417	435	405	436	460	480	
Lo PR	108	115	126	134	114	121	133	141	119	126	138	147	125	133	145	154	131	139	152	162	131	139	152	162	135	144	157	167	

kW = Total system power  
Amps = outdoor unit amps (comp. + fan)

Shaded area reflects AHRI (TVA) conditions

IDB: Entering Indoor Dry Bulb Temperature  
High and low pressures are measured at the liquid and suction service valves.

EXPANDED COOLING DATA — GP6153009041\*\*

IDB	AIRFLOW	OUTDOOR AMBIENT TEMPERATURE																							
		65°F				75°F				85°F				95°F				105°F				115°F			
		59	63	67	71	59	63	67	71	59	63	67	71	59	63	67	71	59	63	67	71	59	63	67	71
70	MBh	28.9	30.0	32.8	-	28.2	29.3	32.1	-	27.6	28.6	31.3	-	26.9	27.9	30.5	-	25.5	26.5	29.0	-	23.7	24.5	26.9	-
	S/T	0.76	0.64	0.44	-	0.79	0.66	0.46	-	0.81	0.68	0.47	-	0.84	0.70	0.49	-	0.87	0.73	0.50	-	0.88	0.73	0.51	-
	ΔT	18	16	12	-	18	16	12	-	18	16	12	-	18	16	12	-	18	16	12	-	17	15	11	-
	kW	1.85	1.89	1.94	-	1.99	2.03	2.09	-	2.11	2.16	2.23	-	2.22	2.27	2.34	-	2.31	2.37	2.44	-	2.39	2.45	2.53	-
	Amps	9.0	9.1	9.4	-	9.5	9.7	10.0	-	10.2	10.4	10.7	-	10.7	11.0	11.2	-	11.3	11.5	11.8	-	11.8	12.1	12.4	-
	Hi PR	226	243	256	-	253	273	288	-	288	310	327	-	328	353	373	-	369	397	419	-	408	439	463	-
	Lo PR	105	112	122	-	111	118	129	-	116	123	134	-	122	129	141	-	127	136	148	-	132	140	153	-
	MBh	28.1	29.1	31.9	-	27.4	28.4	31.1	-	26.8	27.7	30.4	-	26.1	27.1	29.6	-	24.8	25.7	28.2	-	23.0	23.8	26.1	-
	S/T	0.73	0.61	0.42	-	0.76	0.63	0.44	-	0.78	0.65	0.45	-	0.80	0.67	0.46	-	0.83	0.69	0.48	-	0.84	0.70	0.48	-
	ΔT	19	16	12	-	19	16	13	-	19	17	13	-	19	17	13	-	19	16	12	-	18	15	12	-
	kW	1.83	1.87	1.93	-	1.97	2.01	2.08	-	2.09	2.14	2.21	-	2.20	2.25	2.32	-	2.30	2.35	2.42	-	2.37	2.43	2.51	-
	Amps	8.9	9.1	9.3	-	9.5	9.6	9.9	-	10.1	10.3	10.6	-	10.7	10.9	11.2	-	11.2	11.4	11.8	-	11.8	12.0	12.3	-
Hi PR	223	240	254	-	251	270	285	-	285	307	324	-	325	350	369	-	365	393	415	-	404	434	459	-	
Lo PR	104	111	121	-	110	117	128	-	115	122	133	-	120	128	140	-	126	134	147	-	130	139	152	-	
MBh	25.9	26.8	29.4	-	25.3	26.2	28.7	-	24.7	25.6	28.0	-	24.1	25.0	27.4	-	22.9	23.7	26.0	-	21.2	22.0	24.1	-	
S/T	0.70	0.59	0.41	-	0.73	0.61	0.42	-	0.75	0.62	0.43	-	0.77	0.64	0.45	-	0.80	0.67	0.46	-	0.81	0.67	0.47	-	
ΔT	19	17	13	-	19	17	13	-	19	17	13	-	20	17	13	-	19	17	13	-	18	16	12	-	
kW	1.79	1.83	1.88	-	1.92	1.97	2.03	-	2.04	2.09	2.15	-	2.15	2.20	2.27	-	2.24	2.29	2.36	-	2.32	2.37	2.44	-	
Amps	8.7	8.9	9.1	-	9.3	9.4	9.7	-	9.9	10.1	10.3	-	10.4	10.6	10.9	-	11.0	11.2	11.5	-	11.5	11.7	12.0	-	
Hi PR	217	233	246	-	243	262	276	-	277	298	314	-	315	339	358	-	354	381	403	-	392	421	445	-	
Lo PR	101	108	118	-	107	114	124	-	111	118	129	-	117	124	136	-	122	130	142	-	127	135	147	-	

IDB	AIRFLOW	OUTDOOR AMBIENT TEMPERATURE																							
		65°F				75°F				85°F				95°F				105°F				115°F			
		59	63	67	71	59	63	67	71	59	63	67	71	59	63	67	71	59	63	67	71	59	63	67	71
75	MBh	29.4	30.3	32.8	35.2	28.7	29.6	32.0	34.3	28.0	28.9	31.2	33.5	27.3	28.2	30.5	32.7	26.0	26.7	29.0	31.1	24.1	24.8	26.8	28.8
	S/T	0.87	0.78	0.59	0.38	0.90	0.81	0.61	0.39	0.92	0.83	0.63	0.40	0.95	0.85	0.65	0.42	0.99	0.89	0.67	0.43	1.00	0.89	0.68	0.43
	ΔT	21	19	16	11	21	19	16	11	21	19	16	11	21	20	16	11	21	19	16	11	20	18	15	10
	kW	1.86	1.90	1.96	2.02	2.00	2.05	2.11	2.18	2.13	2.18	2.25	2.32	2.24	2.29	2.36	2.44	2.33	2.39	2.46	2.55	2.41	2.47	2.55	2.64
	Amps	9.0	9.2	9.4	9.7	9.6	9.8	10.0	10.3	10.3	10.5	10.7	11.1	10.8	11.0	11.3	11.7	11.4	11.6	11.9	12.3	11.9	12.2	12.5	12.9
	Hi PR	228	245	259	270	256	275	291	303	291	313	331	345	331	357	377	393	373	401	424	442	412	443	468	488
	Lo PR	106	113	124	132	112	120	131	139	117	124	136	145	123	131	143	152	129	137	149	159	133	142	155	165
	MBh	28.5	29.4	31.8	34.1	27.9	28.7	31.1	33.3	27.2	28.0	30.3	32.6	26.6	27.3	29.6	31.8	25.2	26.0	28.1	30.2	23.4	24.1	26.0	27.9
	S/T	0.83	0.74	0.56	0.36	0.86	0.77	0.58	0.37	0.88	0.79	0.60	0.38	0.91	0.81	0.62	0.40	0.94	0.84	0.64	0.41	0.95	0.85	0.64	0.41
	ΔT	22	20	16	11	22	20	17	11	22	20	17	11	22	20	17	12	22	20	17	11	20	19	15	11
	kW	1.85	1.89	1.95	2.01	1.99	2.03	2.10	2.16	2.11	2.16	2.23	2.30	2.22	2.27	2.34	2.42	2.31	2.37	2.44	2.53	2.39	2.45	2.53	2.61
	Amps	9.0	9.1	9.4	9.6	9.5	9.7	10.0	10.3	10.2	10.4	10.7	11.0	10.7	11.0	11.2	11.6	11.3	11.5	11.8	12.2	11.8	12.1	12.4	12.8
Hi PR	226	243	257	268	253	273	288	300	288	310	327	341	328	353	373	389	369	397	419	438	408	439	463	483	
Lo PR	105	112	122	130	111	118	129	138	116	123	134	143	122	129	141	150	127	136	148	158	132	140	153	163	
MBh	26.3	27.1	29.4	31.5	25.7	26.5	28.7	30.8	25.1	25.9	28.0	30.0	24.5	25.2	27.3	29.3	23.3	24.0	25.9	27.8	21.6	22.2	24.0	25.8	
S/T	0.80	0.71	0.54	0.35	0.83	0.74	0.56	0.36	0.85	0.76	0.58	0.37	0.88	0.78	0.59	0.38	0.91	0.81	0.62	0.40	0.92	0.82	0.62	0.40	
ΔT	22	20	17	12	22	21	17	12	22	21	17	12	23	21	17	12	22	21	17	12	21	19	16	11	
kW	1.80	1.84	1.90	1.96	1.94	1.98	2.04	2.11	2.06	2.11	2.17	2.24	2.17	2.21	2.29	2.36	2.26	2.31	2.38	2.46	2.34	2.39	2.47	2.55	
Amps	8.8	9.0	9.2	9.4	9.3	9.5	9.8	10.0	10.0	10.2	10.4	10.7	10.5	10.7	11.0	11.3	11.0	11.3	11.6	11.9	11.6	11.8	12.1	12.5	
Hi PR	219	236	249	260	246	264	279	291	279	301	318	331	318	343	362	377	358	385	407	424	396	426	450	469	
Lo PR	102	109	119	126	108	115	125	134	112	119	130	139	118	125	137	146	124	132	144	153	128	136	148	158	

IDB: Entering Indoor Dry Bulb Temperature  
 High and low pressures are measured at the liquid and suction service valves.  
 Shaded area reflects ACCA (TVA) conditions  
 kW = Total system power  
 Amps = outdoor unit amps (comp.+fan)

EXPANDED COOLING DATA — GP6153009041\*\* (CONT.)

IDB	AIRFLOW	OUTDOOR AMBIENT TEMPERATURE																									
		65°F				75°F				85°F				95°F				105°F				115°F					
		59	63	67	71	59	63	67	71	59	63	67	71	59	63	67	71	59	63	67	71	59	63	67	71		
80	1125	MBh	29.9	30.6	32.7	34.9	29.2	29.9	31.9	34.1	28.5	29.2	31.1	33.3	27.8	28.4	30.4	32.5	26.4	27.0	28.9	30.9	24.5	25.0	26.7	28.6	
		S/T	0.95	0.89	0.73	0.54	1.00	0.93	0.75	0.56	1.00	0.95	0.77	0.58	1.00	1.00	0.80	0.60	1.00	1.00	0.83	0.62	1.00	1.00	0.84	0.62	
	1000	ΔT	23	22	19	16	24	23	20	16	23	23	20	16	23	23	20	16	22	22	20	16	20	20	18	15	
		kW	1.88	1.92	1.98	2.04	2.02	2.06	2.13	2.20	2.15	2.19	2.26	2.34	2.26	2.31	2.38	2.46	2.35	2.41	2.48	2.57	2.44	2.49	2.57	2.66	
	875	Amps	9.1	9.3	9.5	9.8	9.7	9.9	10.1	10.4	10.3	10.5	10.8	11.1	10.9	11.1	11.4	11.8	11.5	11.7	12.0	12.4	12.0	12.3	12.6	13.0	
		Hi PR	230	248	262	273	258	278	294	306	294	316	334	348	335	360	380	397	377	405	428	446	416	448	473	493	
	85	1125	Lo PR	108	114	125	133	114	121	132	141	118	126	137	146	124	132	144	153	130	138	151	161	134	143	156	166
			MBh	29.0	29.7	31.7	33.9	28.4	29.0	31.0	33.1	27.7	28.3	30.2	32.3	27.0	27.6	29.5	31.5	25.7	26.2	28.0	30.0	23.8	24.3	26.0	27.8
	1000	S/T	0.91	0.85	0.69	0.52	0.94	0.88	0.72	0.54	0.97	0.91	0.74	0.55	1.00	0.94	0.76	0.57	1.00	0.97	0.79	0.59	1.00	0.98	0.80	0.60	
		ΔT	24	23	20	16	25	24	20	16	25	24	21	16	25	24	21	16	24	23	20	16	22	22	19	15	
875	kW	1.82	1.86	1.91	1.97	1.96	2.00	2.06	2.13	2.08	2.12	2.19	2.26	2.18	2.23	2.31	2.38	2.28	2.33	2.40	2.48	2.35	2.41	2.49	2.57		
	Amps	8.9	9.0	9.2	9.5	9.4	9.6	9.8	10.1	10.0	10.2	10.5	10.8	10.6	10.8	11.1	11.4	11.1	11.3	11.7	12.0	11.7	11.9	12.2	12.6		
85	1000	Hi PR	221	238	251	262	248	267	282	294	282	304	321	335	322	346	365	381	362	389	411	429	400	430	454	474	
		Lo PR	103	110	120	128	109	116	127	135	113	121	132	140	119	127	138	147	125	133	145	154	129	137	150	160	
85	1125	MBh	30.4	31.0	32.5	34.7	29.7	30.3	31.7	33.9	29.0	29.6	31.0	33.1	28.3	28.9	30.2	32.3	26.9	27.4	28.7	30.6	24.9	25.4	26.6	28.4	
		S/T	1.00	0.96	0.87	0.71	1.00	1.00	0.90	0.73	1.00	1.00	0.92	0.75	1.00	1.00	0.95	0.77	1.00	1.00	0.99	0.80	1.00	1.00	1.00	0.81	
	1000	ΔT	25	24	23	20	24	25	23	20	24	24	23	20	23	24	24	20	22	22	23	20	20	21	22	19	
		kW	1.89	1.93	1.99	2.06	2.04	2.08	2.15	2.22	2.16	2.21	2.28	2.36	2.28	2.33	2.40	2.48	2.37	2.43	2.51	2.59	2.46	2.51	2.59	2.68	
	875	Amps	9.2	9.3	9.6	9.9	9.7	9.9	10.2	10.5	10.4	10.6	10.9	11.2	11.0	11.2	11.5	11.9	11.6	11.8	12.1	12.5	12.1	12.4	12.7	13.1	
		Hi PR	233	250	264	276	261	281	297	309	297	319	337	352	338	364	384	401	380	409	432	451	420	452	478	498	
	85	1000	Lo PR	109	116	126	134	115	122	133	142	119	127	139	148	125	133	146	155	131	140	153	162	136	144	158	168
			MBh	29.6	30.1	31.6	33.7	28.9	29.4	30.8	32.9	28.2	28.7	30.1	32.1	27.5	28.0	29.4	31.3	26.1	26.6	27.9	29.7	24.2	24.7	25.8	27.6
	875	S/T	0.95	0.92	0.83	0.67	0.99	0.95	0.86	0.70	1.00	0.98	0.88	0.72	1.00	1.00	0.91	0.74	1.00	1.00	0.95	0.77	1.00	1.00	0.95	0.77	
		ΔT	26	25	24	21	26	26	24	21	26	26	24	21	25	26	25	21	24	24	24	21	22	23	23	20	
85	1000	kW	1.88	1.92	1.98	2.04	2.02	2.06	2.13	2.20	2.15	2.19	2.26	2.34	2.26	2.31	2.38	2.46	2.35	2.41	2.48	2.57	2.44	2.49	2.57	2.66	
		Amps	9.1	9.3	9.5	9.8	9.7	9.9	10.1	10.4	10.3	10.5	10.8	11.1	10.9	11.1	11.4	11.8	11.5	11.7	12.0	12.4	12.0	12.3	12.6	13.0	
875	1000	Hi PR	230	248	262	273	258	278	294	306	294	316	334	348	335	360	380	397	377	405	428	446	416	448	473	493	
		Lo PR	108	114	125	133	114	121	132	141	118	126	137	146	124	132	144	153	130	138	151	161	134	143	156	166	
85	1000	MBh	27.3	27.8	29.1	31.1	26.6	27.2	28.4	30.3	26.0	26.5	27.8	29.6	25.4	25.9	27.1	28.9	24.1	24.6	25.7	27.5	22.3	22.8	23.8	25.4	
		S/T	0.92	0.89	0.80	0.65	0.95	0.92	0.83	0.67	0.98	0.94	0.85	0.69	1.00	0.97	0.88	0.71	1.00	1.00	0.91	0.74	1.00	1.00	0.92	0.75	
875	1000	ΔT	26	26	24	21	27	26	25	21	27	26	25	21	27	26	25	22	25	26	25	21	23	24	23	20	
		kW	1.83	1.87	1.93	1.99	1.97	2.01	2.08	2.14	2.09	2.14	2.21	2.28	2.20	2.25	2.32	2.40	2.29	2.35	2.42	2.50	2.37	2.43	2.51	2.59	
85	1000	Amps	8.9	9.1	9.3	9.6	9.5	9.6	9.9	10.2	10.1	10.3	10.6	10.9	10.7	10.9	11.2	11.5	11.2	11.4	11.7	12.1	11.8	12.0	12.3	12.7	
		Hi PR	223	240	254	265	251	270	285	297	285	307	324	338	325	349	369	385	365	393	415	433	404	434	459	478	
875	1000	Lo PR	104	111	121	129	110	117	128	136	115	122	133	142	120	128	140	149	126	134	146	156	130	139	151	161	

kW = Total system power  
Amps = outdoor unit amps (comp. + fan)

Shaded area reflects AHRI (TVA) conditions

IDB: Entering Indoor Dry Bulb Temperature  
High and low pressures are measured at the liquid and suction service valves.



EXPANDED COOLING DATA — GP6153709041\*\*

IDB	AIRFLOW	OUTDOOR AMBIENT TEMPERATURE																									
		65°F				75°F				85°F				95°F				105°F				115°F					
		59	63	67	71	59	63	67	71	59	63	67	71	59	63	67	71	59	63	67	71	59	63	67	71		
70	1125	MBh	34.4	35.7	39.1	-	33.6	34.8	38.2	-	32.8	34.0	37.2	-	32.0	33.2	36.3	-	30.4	31.5	34.5	-	28.2	29.2	32.0	-	
		S/T	0.71	0.59	0.41	-	0.73	0.61	0.42	-	0.75	0.63	0.44	-	0.78	0.65	0.45	-	0.81	0.67	0.47	-	0.81	0.68	0.47	-	
		ΔT	20	17	13	-	20	17	13	-	20	17	13	-	20	18	13	-	20	17	13	-	19	16	12	-	
	1055	kW	2.29	2.34	2.41	-	2.47	2.52	2.60	-	2.63	2.68	2.77	-	2.77	2.83	2.92	-	2.88	2.95	3.05	-	2.99	3.06	3.16	-	
		Amps	11.0	11.2	11.5	-	11.7	11.9	12.3	-	12.5	12.8	13.2	-	13.3	13.5	13.9	-	14.0	14.3	14.7	-	14.7	15.0	15.5	-	
		Hi PR	235	253	267	-	264	284	300	-	300	323	341	-	342	368	389	-	385	414	437	-	425	458	483	-	
	875	Lo PR	104	111	121	-	110	117	128	-	115	122	133	-	120	128	140	-	126	134	147	-	131	139	152	-	
		MBh	34.1	35.3	38.7	-	33.3	34.5	37.8	-	32.5	33.7	36.9	-	31.7	32.8	36.0	-	30.1	31.2	34.2	-	27.9	28.9	31.7	-	
		S/T	0.69	0.58	0.40	-	0.72	0.60	0.42	-	0.74	0.62	0.43	-	0.76	0.64	0.44	-	0.79	0.66	0.46	-	0.80	0.67	0.46	-	
	75	1125	ΔT	21	18	14	-	21	18	14	-	21	18	14	-	21	18	14	-	21	18	14	-	19	17	13	-
			kW	2.28	2.33	2.41	-	2.46	2.51	2.60	-	2.62	2.68	2.77	-	2.76	2.82	2.92	-	2.88	2.94	3.04	-	2.98	3.05	3.15	-
			Amps	10.9	11.2	11.5	-	11.7	11.9	12.2	-	12.5	12.8	13.1	-	13.2	13.5	13.9	-	14.0	14.3	14.7	-	14.7	15.0	15.4	-
1055		Hi PR	235	253	267	-	263	283	299	-	299	322	340	-	341	367	388	-	384	413	436	-	424	456	482	-	
		Lo PR	104	111	121	-	110	117	128	-	114	122	133	-	120	128	140	-	126	134	146	-	130	139	151	-	
		MBh	31.4	32.6	35.7	-	30.7	31.8	34.9	-	30.0	31.1	34.0	-	29.2	30.3	33.2	-	27.8	28.8	31.5	-	25.7	26.7	29.2	-	
875		S/T	0.67	0.56	0.39	-	0.69	0.58	0.40	-	0.71	0.59	0.41	-	0.73	0.61	0.42	-	0.76	0.64	0.44	-	0.77	0.64	0.44	-	
		ΔT	22	19	15	-	22	19	15	-	22	19	15	-	23	20	15	-	22	19	15	-	21	18	14	-	
		kW	2.23	2.27	2.35	-	2.40	2.45	2.53	-	2.55	2.61	2.70	-	2.69	2.75	2.84	-	2.80	2.87	2.96	-	2.90	2.97	3.07	-	
75		1125	Amps	10.7	10.9	11.2	-	11.4	11.6	11.9	-	12.2	12.5	12.8	-	12.9	13.2	13.6	-	13.6	13.9	14.3	-	14.3	14.6	15.1	-
			Hi PR	228	245	259	-	255	275	290	-	290	313	330	-	331	356	376	-	372	401	423	-	411	443	467	-
			Lo PR	101	107	117	-	107	114	124	-	111	118	129	-	117	124	135	-	122	130	142	-	126	134	147	-
	1055	MBh	35.0	36.0	39.0	41.8	34.2	35.2	38.1	40.9	33.4	34.3	37.2	39.9	32.5	33.5	36.3	38.9	32.2	33.2	35.9	38.5	30.6	31.5	34.1	36.6	
		S/T	0.80	0.72	0.54	0.35	0.83	0.75	0.56	0.36	0.84	0.75	0.57	0.37	0.87	0.77	0.59	0.38	0.87	0.77	0.59	0.38	0.90	0.80	0.61	0.39	
		ΔT	23	21	17	12	23	21	18	12	23	21	18	12	23	22	18	12	23	24	22	18	24	22	18	12	
	875	kW	2.31	2.36	2.43	2.51	2.49	2.54	2.63	2.71	2.65	2.71	2.80	2.89	2.79	2.85	2.95	3.05	2.91	2.98	3.08	3.18	3.01	3.08	3.19	3.30	
		Amps	11.0	11.3	11.6	11.9	11.8	12.0	12.4	12.7	12.6	12.9	13.3	13.7	13.4	13.7	14.0	14.5	14.1	14.4	14.8	15.3	14.8	15.2	15.6	16.1	
		Hi PR	238	256	270	282	267	287	303	316	303	327	345	360	346	372	393	410	389	418	442	461	430	462	488	509	
	1055	Lo PR	106	112	123	131	111	119	129	138	116	123	135	143	122	129	141	151	128	136	148	158	132	140	153	163	
		MBh	34.6	35.7	38.6	41.4	33.8	34.8	37.7	40.5	33.0	34.0	36.8	39.5	32.2	33.2	35.9	38.5	32.2	33.2	35.9	38.5	30.6	31.5	34.1	36.6	
		S/T	0.79	0.71	0.53	0.34	0.82	0.73	0.55	0.36	0.84	0.75	0.57	0.37	0.87	0.77	0.59	0.38	0.87	0.77	0.59	0.38	0.90	0.80	0.61	0.39	
75	1125	ΔT	24	22	18	12	24	22	18	13	24	22	18	13	24	22	18	13	24	22	18	24	22	18	12		
		kW	2.30	2.35	2.43	2.51	2.48	2.54	2.62	2.71	2.64	2.70	2.79	2.88	2.78	2.85	2.94	3.04	2.90	2.97	3.07	3.17	3.01	3.07	3.18	3.29	
		Amps	11.0	11.2	11.5	11.9	11.8	12.0	12.3	12.7	12.6	12.9	13.2	13.7	13.3	13.6	14.0	14.5	14.1	14.4	14.8	15.3	14.8	15.1	15.6	16.1	
	1055	Hi PR	237	255	269	281	266	286	302	315	303	326	344	359	345	371	392	408	388	417	440	459	428	461	487	508	
		Lo PR	105	112	122	130	111	118	129	137	116	123	134	143	121	129	141	150	127	135	148	157	132	140	153	163	
		MBh	32.0	32.9	35.6	38.2	31.2	32.2	34.8	37.3	30.5	31.4	34.0	36.5	29.7	30.6	33.1	35.6	28.3	29.1	31.5	33.8	26.2	26.9	29.2	31.3	
	875	S/T	0.76	0.68	0.51	0.33	0.79	0.71	0.53	0.34	0.81	0.72	0.55	0.35	0.83	0.75	0.56	0.36	0.87	0.77	0.59	0.38	0.87	0.78	0.59	0.38	
		ΔT	26	24	19	13	26	24	20	13	26	24	20	13	26	24	20	14	26	24	19	13	24	22	18	13	
		kW	2.24	2.29	2.37	2.44	2.42	2.47	2.55	2.64	2.57	2.63	2.72	2.81	2.71	2.77	2.87	2.96	2.83	2.89	2.99	3.09	2.93	3.00	3.10	3.20	
	1055	Amps	10.8	11.0	11.3	11.6	11.5	11.7	12.0	12.4	12.3	12.6	12.9	13.3	13.0	13.3	13.7	14.1	13.7	14.0	14.4	14.9	14.4	14.8	15.2	15.7	
		Hi PR	230	247	261	273	258	278	293	306	293	316	333	348	334	360	380	396	376	405	427	446	415	447	472	492	
		Lo PR	102	109	119	126	108	115	125	133	112	119	130	139	118	125	137	146	123	131	143	153	128	136	148	158	

IDB: Entering Indoor Dry Bulb Temperature  
 High and low pressures are measured at the liquid and suction service valves.  
 Shaded area reflects ACCA (TVA) conditions  
 kW = Total system power  
 Amps = outdoor unit amps (comp. + fan)



EXPANDED COOLING DATA — GPG153709041\*\* (CONT.)

IDB	AIRFLOW	OUTDOOR AMBIENT TEMPERATURE												ENTERING INDOOR WET BULB TEMPERATURE													
		65°F				75°F				85°F				95°F				105°F				115°F					
		59	63	67	71	59	63	67	71	59	63	67	71	59	63	67	71	59	63	67	71	59	63	67	71		
80	1125	MBh	35.6	36.4	38.9	41.6	34.8	35.5	38.0	40.6	33.9	34.7	37.1	39.6	33.1	33.8	36.2	38.7	31.5	32.2	34.4	36.7	29.1	29.8	31.8	34.0	
		S/T	0.88	0.83	0.67	0.50	0.91	0.86	0.70	0.52	0.94	0.88	0.72	0.53	0.97	0.91	0.74	0.55	1.00	0.94	0.77	0.57	1.00	0.95	0.77	0.58	
	1055	ΔT	26	25	21	17	26	25	22	17	26	25	22	17	26	25	22	17	26	25	22	17	24	23	20	16	
		kW	2.32	2.37	2.45	2.53	2.51	2.56	2.65	2.74	2.67	2.73	2.82	2.92	2.81	2.88	2.97	3.08	2.93	3.00	3.10	3.21	3.04	3.11	3.22	3.33	
	875	Amps	11.1	11.3	11.7	12.0	11.9	12.1	12.4	12.8	12.7	13.0	13.4	13.8	13.5	13.8	14.2	14.6	14.2	14.5	15.0	15.4	15.0	15.3	15.7	16.3	
		Hi PR	240	258	273	285	269	290	306	319	306	330	348	363	349	376	397	414	393	423	446	465	434	467	493	514	
	85	1125	Lo PR	107	113	124	132	113	120	131	139	117	125	136	145	123	131	143	152	129	137	150	159	133	142	155	165
			MBh	35.3	36.0	38.5	41.1	34.4	35.2	37.6	40.2	33.6	34.3	36.7	39.2	32.8	33.5	35.8	38.3	31.2	31.8	34.0	36.4	28.9	29.5	31.5	33.7
		1055	S/T	0.87	0.81	0.66	0.49	0.90	0.84	0.68	0.51	0.92	0.86	0.70	0.52	0.95	0.89	0.72	0.54	0.99	0.92	0.75	0.56	0.99	0.93	0.76	0.57
			ΔT	27	25	22	18	27	26	22	18	27	26	22	18	27	26	23	18	27	26	22	18	25	24	21	17
875		kW	2.32	2.37	2.45	2.53	2.50	2.56	2.64	2.73	2.66	2.72	2.81	2.91	2.81	2.87	2.97	3.07	2.93	2.99	3.10	3.20	3.03	3.10	3.21	3.32	
		Amps	11.1	11.3	11.6	12.0	11.8	12.1	12.4	12.8	12.7	13.0	13.3	13.8	13.4	13.7	14.1	14.6	14.2	14.5	14.9	15.4	14.9	15.2	15.7	16.2	
1125		Hi PR	239	258	272	284	269	289	305	318	306	329	347	362	348	375	396	413	392	421	445	464	433	466	492	513	
		Lo PR	106	113	123	131	112	119	130	139	117	124	136	144	123	130	142	152	128	137	149	159	133	141	154	164	
85		1125	MBh	32.5	33.2	35.5	38.0	31.8	32.5	34.7	37.1	31.0	31.7	33.9	36.2	30.3	30.9	33.0	35.3	28.8	29.4	31.4	33.6	26.6	27.2	29.1	31.1
			S/T	0.83	0.78	0.64	0.48	0.86	0.81	0.66	0.49	0.89	0.83	0.68	0.51	0.92	0.86	0.70	0.52	0.95	0.89	0.73	0.54	0.96	0.90	0.73	0.55
	1055	ΔT	29	27	24	19	29	28	24	19	29	28	24	19	29	28	24	19	29	28	24	19	27	26	22	18	
		kW	2.26	2.31	2.39	2.46	2.44	2.49	2.57	2.66	2.60	2.65	2.74	2.83	2.73	2.80	2.89	2.99	2.85	2.92	3.02	3.12	2.95	3.02	3.12	3.23	
	875	Amps	10.9	11.1	11.4	11.7	11.6	11.8	12.1	12.5	12.4	12.7	13.0	13.4	13.1	13.4	13.8	14.2	13.8	14.1	14.6	15.0	14.6	14.9	15.3	15.8	
		Hi PR	232	250	264	275	261	280	296	309	296	319	337	351	338	363	384	400	380	409	432	450	420	452	477	497	
	85	1125	Lo PR	103	110	120	127	109	116	126	135	113	120	131	140	119	126	138	147	125	133	145	154	129	137	150	159
			MBh	36.2	36.9	38.7	41.3	35.4	36.1	37.8	40.3	34.5	35.2	36.9	39.3	33.7	34.4	36.0	38.4	32.0	32.6	34.2	36.5	29.7	30.2	31.7	33.8
		1055	S/T	0.93	0.89	0.81	0.65	0.96	0.93	0.83	0.68	0.98	0.95	0.86	0.69	1.00	0.98	0.88	0.72	1.00	1.00	0.92	0.74	1.00	1.00	0.92	0.75
			ΔT	27	27	25	22	28	27	26	22	28	27	26	22	28	27	26	22	26	27	26	22	24	25	24	21
875		kW	2.34	2.39	2.47	2.55	2.53	2.58	2.67	2.76	2.69	2.75	2.84	2.94	2.84	2.90	3.00	3.10	2.96	3.03	3.13	3.24	3.07	3.14	3.24	3.36	
		Amps	11.2	11.4	11.7	12.1	12.0	12.2	12.5	12.9	12.8	13.1	13.5	13.9	13.6	13.9	14.3	14.7	14.3	14.6	15.1	15.6	15.1	15.4	15.9	16.4	
1125		Hi PR	243	261	276	288	272	293	309	323	310	333	352	367	353	379	401	418	397	427	451	470	438	472	498	519	
		Lo PR	108	115	125	133	114	121	132	141	118	126	137	146	124	132	144	154	130	138	151	161	135	143	156	166	
85		1055	MBh	35.9	36.6	38.3	40.9	35.0	35.7	37.4	39.9	34.2	34.9	36.5	39.0	33.4	34.0	35.6	38.0	31.7	32.3	33.8	36.1	29.4	29.9	31.3	33.4
			S/T	0.91	0.88	0.79	0.64	0.94	0.91	0.82	0.66	0.96	0.93	0.84	0.68	1.00	0.96	0.87	0.70	1.00	1.00	0.90	0.73	1.00	1.00	0.91	0.74
	875	ΔT	28	28	26	23	29	28	27	23	29	28	27	23	29	28	27	23	28	28	27	23	26	26	25	21	
		kW	2.34	2.39	2.47	2.55	2.52	2.58	2.66	2.75	2.69	2.75	2.84	2.93	2.83	2.89	2.99	3.09	2.95	3.02	3.12	3.23	3.06	3.13	3.23	3.35	
	1125	Amps	11.2	11.4	11.7	12.1	11.9	12.2	12.5	12.9	12.8	13.1	13.4	13.9	13.6	13.8	14.2	14.7	14.3	14.6	15.0	15.5	15.0	15.4	15.8	16.4	
		Hi PR	242	260	275	287	271	292	308	322	309	332	351	366	352	378	399	417	395	426	449	469	437	470	497	518	
	875	Lo PR	107	114	125	133	113	121	132	140	118	125	137	146	124	132	144	153	130	138	151	160	134	143	156	166	
		MBh	33.1	33.7	35.3	37.7	32.3	33.0	34.5	36.8	31.6	32.2	33.7	36.0	30.8	31.4	32.9	35.1	29.3	29.8	31.2	33.3	27.1	27.6	28.9	30.9	
	1125	S/T	0.87	0.84	0.76	0.62	0.91	0.87	0.79	0.64	0.93	0.90	0.81	0.66	0.96	0.93	0.84	0.68	1.00	0.96	0.87	0.70	1.00	0.97	0.87	0.71	
		ΔT	30	30	28	24	31	30	29	25	31	30	29	25	31	31	29	25	31	30	28	25	28	28	27	23	
875	kW	2.28	2.33	2.40	2.48	2.46	2.51	2.60	2.68	2.62	2.68	2.77	2.86	2.76	2.82	2.91	3.01	2.88	2.94	3.04	3.15	2.98	3.05	3.15	3.26		
	Amps	10.9	11.1	11.5	11.8	11.7	11.9	12.2	12.6	12.5	12.8	13.1	13.5	13.2	13.5	13.9	14.3	14.0	14.3	14.7	15.2	14.7	15.0	15.4	15.9		
1125	Hi PR	235	252	267	278	263	283	299	312	299	322	340	355	341	367	387	404	384	413	436	455	424	456	482	502		
	Lo PR	104	111	121	129	110	117	128	136	114	122	133	141	120	128	139	149	126	134	146	156	130	138	151	161		

IDB: Entering Indoor Dry Bulb Temperature  
 High and low pressures are measured at the liquid and suction service valves.  
 Shaded area reflects AHRI (TVA) conditions  
 kW = Total system power  
 Amps = outdoor unit amps (comp. + fan)

EXPANDED COOLING DATA — GP6154211541\*\*

IDB	AIRFLOW	OUTDOOR AMBIENT TEMPERATURE																									
		65°F				75°F				85°F				95°F				105°F				115°F					
		59	63	67	71	59	63	67	71	59	63	67	71	59	63	67	71	59	63	67	71	59	63	67	71		
70	1350	MBh	39.7	41.1	45.1	-	38.8	40.2	44.0	-	37.8	39.2	43.0	-	36.9	38.3	41.9	-	35.1	36.4	39.8	-	32.5	33.7	36.9	-	
		S/T	0.75	0.62	0.43	-	0.77	0.65	0.45	-	0.79	0.66	0.46	-	0.82	0.68	0.47	-	0.85	0.71	0.49	-	0.86	0.71	0.50	-	
	1200	ΔT	20	17	13	-	20	18	13	-	20	18	13	-	21	18	14	-	20	18	13	-	19	16	12	-	
		kW	2.58	2.63	2.71	-	2.77	2.83	2.92	-	2.94	3.01	3.10	-	3.09	3.16	3.26	-	3.22	3.29	3.40	-	3.33	3.41	3.52	-	
	1050	Amps	11.3	11.6	11.9	-	12.1	12.4	12.8	-	13.1	13.4	13.8	-	13.9	14.2	14.6	-	14.7	15.0	15.5	-	15.5	15.8	16.3	-	
		Hi PR	226	243	257	-	253	273	288	-	288	310	327	-	328	353	373	-	369	397	420	-	408	439	464	-	
	75	1350	Lo PR	112	119	130	-	118	126	137	-	123	131	143	-	129	137	150	-	135	144	157	-	140	149	162	-
			MBh	38.5	39.9	43.8	-	37.6	39.0	42.7	-	36.7	38.1	41.7	-	35.8	37.1	40.7	-	34.1	35.3	38.7	-	31.5	32.7	35.8	-
		1200	S/T	0.71	0.59	0.41	-	0.74	0.62	0.43	-	0.76	0.63	0.44	-	0.78	0.65	0.45	-	0.81	0.68	0.47	-	0.82	0.68	0.47	-
			ΔT	21	18	14	-	21	18	14	-	21	18	14	-	21	19	14	-	21	18	14	-	20	17	13	-
1050		kW	2.56	2.61	2.69	-	2.75	2.81	2.90	-	2.92	2.98	3.08	-	3.07	3.14	3.24	-	3.20	3.27	3.37	-	3.31	3.38	3.49	-	
		Amps	11.2	11.5	11.8	-	12.0	12.3	12.7	-	13.0	13.3	13.7	-	13.8	14.1	14.5	-	14.6	14.9	15.4	-	15.4	15.7	16.2	-	
70		1350	Hi PR	224	241	254	-	251	270	285	-	285	307	324	-	325	350	369	-	366	393	415	-	404	435	459	-
			Lo PR	111	118	129	-	117	124	136	-	122	129	141	-	128	136	148	-	134	142	155	-	138	147	161	-
		1200	MBh	35.6	36.9	40.4	-	34.7	36.0	39.4	-	33.9	35.1	38.5	-	33.1	34.3	37.6	-	31.4	32.6	35.7	-	29.1	30.2	33.1	-
			S/T	0.69	0.57	0.40	-	0.71	0.59	0.41	-	0.73	0.61	0.42	-	0.75	0.63	0.44	-	0.78	0.65	0.45	-	0.79	0.66	0.46	-
	1050	ΔT	21	18	14	-	22	19	14	-	22	19	14	-	22	19	14	-	21	19	14	-	21	17	13	-	
		kW	2.50	2.55	2.63	-	2.68	2.74	2.83	-	2.85	2.91	3.00	-	2.99	3.06	3.16	-	3.12	3.19	3.29	-	3.22	3.29	3.40	-	
	75	1350	Amps	11.0	11.2	11.5	-	11.8	12.0	12.4	-	12.7	12.9	13.3	-	13.4	13.7	14.1	-	14.2	14.5	15.0	-	15.0	15.3	15.8	-
			Hi PR	217	233	246	-	243	262	276	-	277	298	314	-	315	339	358	-	355	382	403	-	392	422	445	-
		1200	Lo PR	107	114	125	-	113	121	132	-	118	125	137	-	124	132	144	-	130	138	151	-	134	143	156	-
			MBh	40.4	41.6	45.0	48.3	39.4	40.6	43.9	47.2	38.5	39.6	42.9	46.0	37.5	38.7	41.8	44.9	36.5	37.7	40.6	43.6	34.6	35.7	38.6	41.4
1050		S/T	0.85	0.76	0.57	0.37	0.88	0.79	0.59	0.38	0.90	0.81	0.61	0.39	0.93	0.83	0.63	0.40	0.89	0.79	0.60	0.39	0.92	0.82	0.62	0.40	
		ΔT	23	21	18	12	24	22	18	12	24	22	18	12	24	22	18	12	25	23	19	13	24	22	18	13	
70		1350	kW	2.60	2.65	2.73	2.82	2.79	2.85	2.94	3.04	2.97	3.03	3.13	3.23	3.12	3.19	3.29	3.40	3.25	3.32	3.43	3.54	3.48	3.55	3.67	3.77
			Amps	11.4	11.7	12.0	12.4	12.2	12.5	12.9	13.3	13.2	13.5	13.9	14.4	14.0	14.3	14.8	15.3	14.8	15.2	15.6	16.2	15.6	16.0	16.5	17.1
		1200	Hi PR	228	245	259	270	256	275	291	303	291	313	331	345	332	357	377	393	373	401	424	442	412	443	468	488
			Lo PR	113	120	131	140	119	127	139	148	124	132	144	153	130	139	151	161	137	145	159	169	141	150	164	175
	1050	MBh	39.2	40.3	43.7	46.9	38.3	39.4	42.7	45.8	37.4	38.5	41.6	44.7	36.5	37.5	40.6	43.6	34.6	35.7	38.6	41.4	32.1	33.0	35.7	38.4	
		S/T	0.81	0.72	0.55	0.35	0.84	0.75	0.57	0.36	0.86	0.77	0.58	0.37	0.89	0.79	0.60	0.39	0.92	0.82	0.62	0.40	0.93	0.83	0.63	0.40	
	75	1350	ΔT	24	22	18	13	25	23	19	13	25	23	19	13	25	23	19	13	24	22	18	13	23	21	17	12
			kW	2.58	2.63	2.71	2.80	2.77	2.83	2.92	3.01	2.94	3.01	3.10	3.20	3.09	3.16	3.26	3.37	3.22	3.29	3.40	3.51	3.33	3.41	3.52	3.64
		1200	Amps	11.3	11.6	11.9	12.3	12.1	12.4	12.8	13.2	13.1	13.4	13.8	14.2	13.9	14.2	14.6	15.1	14.7	15.0	15.5	16.0	15.5	15.9	16.3	16.9
			Hi PR	226	243	257	268	253	273	288	300	288	310	327	342	328	353	373	389	369	397	420	438	408	439	464	484
1050		Lo PR	112	119	130	138	118	126	137	146	123	131	143	152	129	137	150	160	135	144	157	167	140	149	162	173	
		MBh	36.2	37.2	40.3	43.3	35.3	36.4	39.4	42.3	34.5	35.5	38.4	41.2	33.6	34.6	37.5	40.2	32.0	32.9	35.6	38.2	29.6	30.5	33.0	35.4	
70		1350	S/T	0.78	0.70	0.53	0.34	0.81	0.72	0.55	0.35	0.83	0.74	0.56	0.36	0.85	0.76	0.58	0.37	0.89	0.79	0.60	0.39	0.89	0.80	0.61	0.39
			ΔT	25	23	19	13	25	23	19	13	25	23	19	13	25	23	19	13	25	23	19	13	23	21	17	12
		1200	kW	2.52	2.57	2.65	2.73	2.71	2.76	2.85	2.94	2.87	2.93	3.03	3.12	3.02	3.08	3.18	3.29	3.14	3.21	3.32	3.43	3.25	3.32	3.43	3.55
			Amps	11.1	11.3	11.6	12.0	11.8	12.1	12.5	12.9	12.8	13.0	13.4	13.9	13.5	13.8	14.3	14.8	14.3	14.6	15.1	15.6	15.1	15.4	15.9	16.5
	1050	Hi PR	219	236	249	260	246	265	279	291	280	301	318	331	318	343	362	377	358	385	407	425	396	426	450	469	
		Lo PR	108	115	126	134	115	122	133	142	119	127	138	147	125	133	145	155	131	140	152	162	136	144	158	168	

IDB: Entering Indoor Dry Bulb Temperature  
 High and low pressures are measured at the liquid and suction service valves.  
 Shaded area reflects ACCA (TVA) conditions  
 kW = Total system power  
 Amps = outdoor unit amps (comp.+fan)

EXPANDED COOLING DATA — GP6154211541\*\* (CONT.)

IDB	AIRFLOW	OUTDOOR AMBIENT TEMPERATURE																								
		65°F				75°F				85°F				95°F				105°F				115°F				
		59	63	67	71	59	63	67	71	59	63	67	71	59	63	67	71	59	63	67	71	59	63	67	71	
80	1350	MBh	41.1	42.0	44.8	47.9	40.1	41.0	43.8	46.8	39.2	40.0	42.8	45.7	38.2	39.0	41.7	44.6	36.3	37.1	39.6	42.4	33.6	34.4	36.7	39.2
		S/T	0.93	0.87	0.71	0.53	0.96	0.90	0.74	0.55	1.00	0.93	0.75	0.56	1.00	0.96	0.78	0.58	1.00	1.00	0.81	0.60	1.00	1.00	0.81	0.61
	ΔT	26	25	22	17	26	25	22	18	27	25	22	18	26	25	22	18	25	25	22	17	23	23	20	16	
	kW	2.62	2.67	2.76	2.84	2.82	2.88	2.97	3.06	2.99	3.06	3.15	3.26	3.15	3.21	3.32	3.43	3.28	3.35	3.46	3.57	3.39	3.46	3.58	3.70	
	Amps	11.5	11.8	12.1	12.5	12.3	12.6	13.0	13.4	13.3	13.6	14.0	14.5	14.1	14.4	14.9	15.4	15.0	15.3	15.8	16.3	15.8	16.1	16.6	17.2	
	Hi PR	230	248	262	273	259	278	294	306	294	316	334	348	335	360	381	397	377	405	428	446	416	448	473	493	
	Lo PR	114	121	133	141	121	128	140	149	125	133	146	155	132	140	153	163	138	147	160	171	143	152	166	176	
	MBh	39.9	40.8	43.5	46.5	39.0	39.8	42.5	45.5	38.0	38.9	41.5	44.4	37.1	37.9	40.5	43.3	35.2	36.0	38.5	41.1	32.6	33.4	35.6	38.1	
	S/T	0.89	0.83	0.68	0.51	0.92	0.86	0.70	0.52	0.94	0.88	0.72	0.54	0.97	0.91	0.74	0.55	1.00	0.95	0.77	0.58	1.00	0.95	0.78	0.58	
	ΔT	27	26	23	18	27	26	23	18	27	26	23	18	28	26	23	18	27	26	23	18	25	24	21	17	
kW	2.60	2.65	2.73	2.82	2.79	2.85	2.94	3.04	2.97	3.03	3.13	3.23	3.12	3.19	3.29	3.40	3.25	3.32	3.43	3.54	3.36	3.44	3.55	3.67		
Amps	11.4	11.7	12.0	12.4	12.2	12.5	12.9	13.3	13.2	13.5	13.9	14.4	14.0	14.3	14.8	15.3	14.8	15.2	15.6	16.2	15.6	16.0	16.5	17.1		
Hi PR	228	245	259	270	256	275	291	303	291	313	331	345	332	357	377	393	373	401	424	442	442	443	468	488		
Lo PR	113	120	131	140	119	127	139	148	124	132	144	153	130	139	151	161	137	145	159	169	141	150	164	175		
MBh	36.8	37.6	40.2	43.0	36.0	36.7	39.3	42.0	35.1	35.9	38.3	41.0	34.2	35.0	37.4	40.0	32.5	33.2	35.5	38.0	30.1	30.8	32.9	35.2		
S/T	0.85	0.80	0.65	0.49	0.89	0.83	0.68	0.51	0.91	0.85	0.69	0.52	0.94	0.88	0.72	0.53	0.97	0.91	0.74	0.56	0.98	0.92	0.75	0.56		
ΔT	28	26	23	18	28	27	23	19	28	27	23	19	28	27	23	19	28	27	23	18	26	25	22	17		
kW	2.54	2.59	2.67	2.75	2.73	2.78	2.87	2.96	2.90	2.96	3.05	3.15	3.04	3.11	3.21	3.31	3.17	3.24	3.34	3.45	3.28	3.35	3.46	3.58		
Amps	11.1	11.4	11.7	12.1	11.9	12.2	12.6	13.0	12.9	13.1	13.5	14.0	13.7	14.0	14.4	14.9	14.5	14.8	15.2	15.8	15.2	15.6	16.1	16.6		
Hi PR	221	238	251	262	248	267	282	294	282	304	321	335	322	346	365	381	362	389	411	429	400	430	454	474		
Lo PR	110	117	127	136	116	123	134	143	120	128	140	149	126	134	147	156	132	141	154	164	137	146	159	169		
85	1350	MBh	41.8	42.6	44.6	47.6	40.8	41.6	43.6	46.5	39.9	40.6	42.5	45.4	38.9	39.6	41.5	44.3	36.9	37.6	39.4	42.1	34.2	34.9	36.5	39.0
		S/T	0.97	0.94	0.85	0.69	1.00	0.97	0.88	0.71	1.00	1.00	0.90	0.73	1.00	1.00	0.93	0.76	1.00	1.00	0.97	0.78	1.00	1.00	0.97	0.79
	ΔT	28	27	26	22	28	28	26	23	27	28	26	23	26	27	26	23	25	26	26	22	23	24	24	21	
	kW	2.64	2.69	2.78	2.87	2.84	2.90	2.99	3.09	3.02	3.08	3.18	3.28	3.17	3.24	3.35	3.46	3.30	3.38	3.49	3.60	3.42	3.49	3.61	3.73	
	Amps	11.6	11.9	12.2	12.6	12.4	12.7	13.1	13.5	13.4	13.7	14.1	14.6	14.2	14.6	15.0	15.5	15.1	15.4	15.9	16.5	15.9	16.3	16.8	17.4	
	Hi PR	233	250	264	276	261	281	297	309	297	320	337	352	338	364	384	401	380	409	432	451	420	452	478	498	
	Lo PR	115	123	134	143	122	130	141	151	127	135	147	157	133	141	154	164	139	148	162	172	144	153	167	178	
	MBh	40.6	41.4	43.3	46.2	39.6	40.4	42.3	45.1	38.7	39.4	41.3	44.1	37.7	38.5	40.3	43.0	35.9	36.6	38.3	40.8	33.2	33.9	35.5	37.8	
	S/T	0.93	0.90	0.81	0.66	0.96	0.93	0.84	0.68	0.99	0.95	0.86	0.70	1.00	0.98	0.89	0.72	1.00	1.00	0.92	0.75	1.00	1.00	0.93	0.75	
	ΔT	29	28	27	23	29	29	27	24	29	29	27	24	29	29	27	24	27	28	27	23	25	26	25	22	
kW	2.62	2.67	2.76	2.84	2.82	2.88	2.97	3.06	2.99	3.06	3.15	3.26	3.15	3.21	3.32	3.43	3.28	3.35	3.46	3.57	3.39	3.46	3.58	3.70		
Amps	11.5	11.8	12.1	12.5	12.3	12.6	13.0	13.4	13.3	13.6	14.0	14.5	14.1	14.4	14.9	15.4	15.0	15.3	15.8	16.3	15.8	16.1	16.6	17.2		
Hi PR	230	248	262	273	259	278	294	306	294	316	334	348	335	360	381	397	377	405	428	446	416	448	473	493		
Lo PR	114	121	133	141	121	128	140	149	125	133	146	155	132	140	153	163	138	147	160	171	143	152	166	176		
MBh	37.5	38.2	40.0	42.7	36.6	37.3	39.1	41.7	35.7	36.4	38.1	40.7	34.8	35.5	37.2	39.7	33.1	33.7	35.3	37.7	30.7	31.3	32.7	34.9		
S/T	0.90	0.86	0.78	0.63	0.93	0.90	0.81	0.66	0.95	0.92	0.83	0.67	0.98	0.95	0.86	0.69	1.00	0.98	0.89	0.72	1.00	0.99	0.90	0.73		
ΔT	29	29	27	24	30	29	28	24	30	29	28	24	30	29	28	24	29	29	27	24	27	27	26	22		
kW	2.56	2.61	2.69	2.77	2.75	2.81	2.89	2.99	2.92	2.98	3.08	3.18	3.07	3.13	3.24	3.34	3.20	3.27	3.37	3.48	3.31	3.38	3.49	3.61		
Amps	11.2	11.5	11.8	12.2	12.0	12.3	12.7	13.1	13.0	13.3	13.6	14.1	13.8	14.1	14.5	15.0	14.6	14.9	15.4	15.9	15.4	15.7	16.2	16.8		
Hi PR	223	240	254	265	251	270	285	297	285	307	324	338	325	350	369	385	365	393	415	433	404	434	459	479		
Lo PR	111	118	129	137	117	124	136	145	122	129	141	150	128	136	148	158	134	142	155	165	138	147	161	171		

IDB: Entering Indoor Dry Bulb Temperature  
 High and low pressures are measured at the liquid and suction service valves.  
 Shaded area reflects AHRI (TVA) conditions  
 kW = Total system power  
 Amps = outdoor unit amps (comp. + fan)

EXPANDED COOLING DATA — GPG154911541\*\* — SINGLE STAGE

IDB	AIRFLOW	OUTDOOR AMBIENT TEMPERATURE																							
		65°F				75°F				85°F				95°F				105°F				115°F			
		59	63	67	71	59	63	67	71	59	63	67	71	59	63	67	71	59	63	67	71	59	63	67	71
70	MBh	45.2	46.8	51.3	-	44.1	45.7	50.1	-	43.1	44.6	48.9	-	42.0	43.5	47.7	-	39.9	41.4	45.3	-	37.0	38.3	42.0	-
	S/T	0.75	0.63	0.43	-	0.78	0.65	0.45	-	0.80	0.67	0.46	-	0.82	0.69	0.48	-	0.85	0.71	0.49	-	0.86	0.72	0.50	-
	ΔT	27	24	18	-	28	24	18	-	28	24	18	-	28	24	18	-	28	24	18	-	26	22	17	-
	kW	2.09	2.14	2.20	-	2.25	2.30	2.37	-	2.39	2.44	2.51	-	2.51	2.56	2.64	-	2.61	2.67	2.75	-	2.70	2.76	2.85	-
	Amps	8.6	8.8	9.0	-	9.2	9.4	9.7	-	9.9	10.1	10.4	-	10.5	10.7	11.0	-	11.1	11.3	11.6	-	11.6	11.9	12.3	-
	Hi PR	212	228	241	-	238	256	270	-	270	291	307	-	308	331	350	-	346	372	393	-	382	412	435	-
	Lo PR	113	120	131	-	119	127	138	-	124	132	144	-	130	138	151	-	136	145	158	-	141	150	164	-
	MBh	44.7	46.3	50.8	-	43.7	45.3	49.6	-	42.6	44.2	48.4	-	41.6	43.1	47.2	-	39.5	41.0	44.9	-	36.6	37.9	41.6	-
	S/T	0.73	0.61	0.43	-	0.76	0.64	0.44	-	0.78	0.65	0.45	-	0.81	0.67	0.47	-	0.84	0.70	0.48	-	0.84	0.70	0.49	-
	ΔT	29	25	19	-	29	25	19	-	29	25	19	-	29	25	19	-	29	25	19	-	27	23	18	-
kW	2.09	2.13	2.20	-	2.24	2.29	2.36	-	2.38	2.43	2.51	-	2.50	2.55	2.64	-	2.60	2.66	2.75	-	2.69	2.75	2.84	-	
Amps	8.6	8.8	9.0	-	9.2	9.4	9.6	-	9.9	10.1	10.4	-	10.4	10.7	11.0	-	11.0	11.3	11.6	-	11.6	11.9	12.2	-	
Hi PR	211	227	240	-	237	255	269	-	269	290	306	-	307	330	349	-	345	371	392	-	381	410	433	-	
Lo PR	113	120	131	-	119	126	138	-	124	131	143	-	130	138	151	-	136	145	158	-	141	150	163	-	
MBh	42.5	44.0	48.2	-	41.5	43.0	47.1	-	40.5	42.0	46.0	-	39.5	41.0	44.9	-	37.5	38.9	42.6	-	34.8	36.0	39.5	-	
S/T	0.70	0.59	0.41	-	0.73	0.61	0.42	-	0.75	0.62	0.43	-	0.77	0.64	0.45	-	0.80	0.67	0.46	-	0.81	0.67	0.47	-	
ΔT	30	26	20	-	30	26	20	-	30	26	20	-	30	26	20	-	30	26	20	-	28	24	18	-	
kW	2.06	2.10	2.16	-	2.21	2.25	2.32	-	2.34	2.39	2.47	-	2.46	2.51	2.59	-	2.56	2.62	2.70	-	2.65	2.71	2.79	-	
Amps	8.5	8.6	8.9	-	9.0	9.2	9.5	-	9.7	9.9	10.2	-	10.3	10.5	10.8	-	10.9	11.1	11.4	-	11.4	11.7	12.0	-	
Hi PR	207	223	235	-	232	250	264	-	264	284	300	-	301	324	342	-	338	364	384	-	374	402	425	-	
Lo PR	110	117	128	-	116	124	135	-	121	129	141	-	127	135	148	-	133	142	155	-	138	147	160	-	
75	MBh	45.9	47.3	51.2	54.9	44.9	46.2	50.0	53.7	43.8	45.1	48.8	52.4	42.7	44.0	47.6	51.1	40.6	41.8	45.2	48.5	37.6	38.7	41.9	45.0
	S/T	0.85	0.76	0.58	0.37	0.88	0.79	0.60	0.38	0.91	0.81	0.61	0.39	0.93	0.84	0.63	0.41	0.97	0.87	0.66	0.42	0.98	0.87	0.66	0.43
	ΔT	32	29	24	17	32	30	24	17	32	30	24	17	32	30	24	17	32	29	24	17	30	27	22	16
	kW	2.11	2.15	2.22	2.29	2.27	2.31	2.39	2.46	2.41	2.46	2.53	2.62	2.53	2.58	2.66	2.75	2.63	2.69	2.78	2.87	2.72	2.78	2.87	2.97
	Amps	8.7	8.8	9.1	9.4	9.3	9.5	9.7	10.0	10.0	10.2	10.5	10.8	10.6	10.8	11.1	11.5	11.2	11.4	11.7	12.1	11.7	12.0	12.4	12.8
	Hi PR	214	230	243	253	240	258	273	284	273	294	310	323	311	334	353	368	350	376	397	414	386	416	439	458
	Lo PR	114	121	132	141	120	128	140	149	125	133	145	155	131	140	153	163	138	147	160	170	143	152	166	176
	MBh	45.5	46.8	50.7	54.4	44.4	45.7	49.5	53.1	43.4	44.6	48.3	51.9	42.3	43.6	47.1	50.6	40.2	41.4	44.8	48.1	37.2	38.3	41.5	44.5
	S/T	0.84	0.75	0.57	0.36	0.87	0.77	0.59	0.38	0.89	0.79	0.60	0.39	0.92	0.82	0.62	0.40	0.95	0.85	0.64	0.41	0.96	0.86	0.65	0.42
	ΔT	33	31	25	17	34	31	25	18	34	31	25	18	34	31	26	18	33	31	25	17	31	29	24	16
kW	2.11	2.15	2.21	2.28	2.26	2.31	2.38	2.46	2.40	2.45	2.53	2.61	2.52	2.58	2.66	2.74	2.63	2.68	2.77	2.86	2.71	2.77	2.86	2.96	
Amps	8.7	8.8	9.1	9.4	9.2	9.4	9.7	10.0	9.9	10.1	10.4	10.8	10.5	10.8	11.1	11.5	11.1	11.4	11.7	12.1	11.7	12.0	12.3	12.8	
Hi PR	213	229	242	253	239	257	272	284	272	293	309	322	310	333	352	367	349	375	396	413	385	415	438	457	
Lo PR	114	121	132	141	120	128	139	149	125	133	145	154	131	139	152	162	137	146	160	170	142	151	165	176	
MBh	43.2	44.5	48.1	51.7	42.2	43.4	47.0	50.5	41.2	42.4	45.9	49.3	40.2	41.4	44.8	48.1	38.2	39.3	42.5	45.7	35.4	36.4	39.4	42.3	
S/T	0.80	0.72	0.54	0.35	0.83	0.74	0.56	0.36	0.85	0.76	0.58	0.37	0.88	0.79	0.59	0.38	0.91	0.81	0.62	0.40	0.92	0.82	0.62	0.40	
ΔT	34	32	26	18	35	32	26	18	35	32	26	18	35	32	26	18	35	32	26	18	32	30	24	17	
kW	2.07	2.12	2.18	2.25	2.23	2.27	2.34	2.42	2.36	2.41	2.49	2.57	2.48	2.53	2.61	2.70	2.58	2.64	2.72	2.81	2.67	2.73	2.82	2.91	
Amps	8.5	8.7	8.9	9.2	9.1	9.3	9.6	9.9	9.8	10.0	10.3	10.6	10.4	10.6	10.9	11.3	10.9	11.2	11.5	11.9	11.5	11.8	12.1	12.5	
Hi PR	209	225	237	248	234	252	266	278	267	287	303	316	304	327	345	360	342	368	388	405	377	406	429	447	
Lo PR	111	119	129	138	118	125	137	146	122	130	142	151	128	137	149	159	135	143	156	167	139	148	162	172	

IDB: Entering Indoor Dry Bulb Temperature  
 High and low pressures are measured at the liquid and suction service valves.  
 Shaded area reflects ACCA (TVA) conditions  
 kW = Total system power  
 Amps = outdoor unit amps (comp.+fan)

EXPANDED COOLING DATA — GPG154911541\*\* — SINGLE STAGE (CONT.)

IDB	AIRFLOW	OUTDOOR AMBIENT TEMPERATURE												ENTERING INDOOR WET BULB TEMPERATURE											
		65°F				75°F				85°F				95°F				105°F				115°F			
		59	63	67	71	59	63	67	71	59	63	67	71	59	63	67	71	59	63	67	71	59	63	67	71
1135	MBh	46.7	47.8	51.0	54.6	45.7	46.7	49.8	53.3	44.6	45.5	48.7	52.0	43.5	44.4	47.5	50.7	41.3	42.2	45.1	48.2	38.3	39.1	41.8	44.7
	S/T	0.93	0.88	0.71	0.53	0.97	0.91	0.74	0.55	1.00	0.93	0.76	0.57	1.00	0.96	0.78	0.58	1.00	1.00	0.81	0.61	1.00	1.00	0.82	0.61
	ΔT	35	34	29	24	36	34	30	24	36	34	30	24	35	35	30	24	33	34	30	24	31	32	28	22
	kW	2.13	2.17	2.24	2.31	2.29	2.33	2.41	2.48	2.42	2.48	2.55	2.64	2.55	2.60	2.69	2.77	2.65	2.71	2.80	2.89	2.74	2.80	2.90	2.99
	Amps	8.7	8.9	9.2	9.5	9.3	9.5	9.8	10.1	10.0	10.3	10.6	10.9	10.6	10.9	11.2	11.6	11.3	11.5	11.8	12.2	11.8	12.1	12.5	12.9
	Hi PR	216	232	245	256	242	261	275	287	276	297	313	327	314	338	357	372	353	380	401	419	390	420	443	463
	Lo PR	115	123	134	142	122	129	141	150	126	135	147	156	133	141	154	164	139	148	162	172	144	153	167	178
	MBh	46.3	47.3	50.5	54.0	45.2	46.2	49.4	52.8	44.1	45.1	48.2	51.5	43.1	44.0	47.0	50.2	40.9	41.8	44.7	47.7	37.9	38.7	41.4	44.2
	S/T	0.92	0.86	0.70	0.52	0.95	0.89	0.72	0.54	0.97	0.91	0.74	0.56	1.00	0.94	0.77	0.57	1.00	0.98	0.80	0.60	1.00	0.99	0.80	0.60
	ΔT	37	36	31	25	38	36	31	25	38	36	31	25	38	36	32	25	36	36	31	25	33	33	29	23
kW	2.12	2.17	2.23	2.30	2.28	2.33	2.40	2.48	2.42	2.47	2.55	2.63	2.54	2.60	2.68	2.77	2.65	2.70	2.79	2.88	2.74	2.80	2.89	2.98	
Amps	8.7	8.9	9.1	9.4	9.3	9.5	9.8	10.1	10.0	10.2	10.5	10.9	10.6	10.8	11.2	11.5	11.2	11.5	11.8	12.2	11.8	12.1	12.4	12.9	
Hi PR	215	232	245	255	242	260	275	286	275	296	312	326	313	337	356	371	352	379	400	417	389	419	442	461	
Lo PR	115	122	133	142	121	129	141	150	126	134	146	156	132	141	154	164	139	148	161	172	144	153	167	178	
MBh	44.0	44.9	48.0	51.3	42.9	43.9	46.9	50.1	41.9	42.8	45.8	48.9	40.9	41.8	44.7	47.7	38.9	39.7	42.4	45.3	36.0	36.8	39.3	42.0	
S/T	0.88	0.82	0.67	0.50	0.91	0.85	0.69	0.52	0.93	0.87	0.71	0.53	0.96	0.90	0.73	0.55	1.00	0.94	0.76	0.57	1.01	0.94	0.77	0.57	
ΔT	38	37	32	26	39	37	32	26	39	37	32	26	39	37	33	26	39	37	32	26	36	35	30	24	
kW	2.09	2.13	2.20	2.26	2.24	2.29	2.36	2.44	2.38	2.43	2.51	2.59	2.50	2.55	2.64	2.72	2.60	2.66	2.75	2.84	2.69	2.75	2.84	2.93	
Amps	8.6	8.8	9.0	9.3	9.2	9.4	9.6	9.9	9.9	10.1	10.4	10.7	10.4	10.7	11.0	11.4	11.0	11.3	11.6	12.0	11.6	11.9	12.2	12.7	
Hi PR	211	227	240	250	237	255	269	281	269	290	306	319	307	330	349	364	345	371	392	409	381	410	433	452	
Lo PR	113	120	131	139	119	126	138	147	124	131	143	153	130	138	151	161	136	145	158	168	141	150	163	174	
925	MBh	47.6	48.5	50.8	54.2	46.5	47.4	49.6	52.9	45.3	46.2	48.4	51.6	44.2	45.1	47.2	50.4	42.0	42.8	44.9	47.9	38.9	39.7	41.6	44.3
	S/T	0.98	0.95	0.85	0.69	1.00	0.98	0.88	0.72	1.00	1.00	0.91	0.74	1.00	1.00	0.94	0.76	1.00	1.00	0.97	0.79	1.00	1.00	0.98	0.79
	ΔT	38	37	35	30	38	38	36	31	37	37	36	31	36	37	36	31	34	35	35	31	32	32	33	29
	kW	2.14	2.19	2.25	2.32	2.30	2.35	2.42	2.50	2.44	2.50	2.58	2.66	2.57	2.62	2.71	2.80	2.67	2.73	2.82	2.91	2.77	2.83	2.92	3.02
	Amps	8.8	9.0	9.2	9.5	9.4	9.6	9.9	10.2	10.1	10.3	10.6	11.0	10.7	11.0	11.3	11.7	11.3	11.6	11.9	12.3	11.9	12.2	12.6	13.0
	Hi PR	218	235	248	259	245	263	278	290	278	300	316	330	317	341	360	376	357	384	405	423	394	424	448	467
	Lo PR	116	124	135	144	123	131	143	152	128	136	148	158	134	143	156	166	141	150	163	174	145	155	169	180
	MBh	47.1	48.0	50.3	53.6	46.0	46.9	49.1	52.4	44.9	45.8	47.9	51.1	43.8	44.7	46.8	49.9	41.6	42.4	44.4	47.4	38.5	39.3	41.2	43.9
	S/T	0.96	0.93	0.84	0.68	1.00	0.96	0.87	0.70	1.00	0.98	0.89	0.72	1.00	1.00	0.92	0.74	1.00	1.00	0.95	0.77	1.00	1.00	0.96	0.78
	ΔT	40	39	37	32	40	39	37	32	39	39	37	32	38	39	38	33	36	37	37	32	34	34	35	30
kW	2.14	2.18	2.25	2.32	2.30	2.35	2.42	2.50	2.44	2.49	2.57	2.65	2.56	2.62	2.70	2.79	2.67	2.73	2.81	2.91	2.76	2.82	2.91	3.01	
Amps	8.8	9.0	9.2	9.5	9.4	9.6	9.9	10.2	10.1	10.3	10.6	11.0	10.7	10.9	11.3	11.6	11.3	11.6	11.9	12.3	11.9	12.2	12.5	13.0	
Hi PR	218	234	247	258	244	263	277	289	278	299	315	329	316	340	359	375	356	383	404	422	393	423	447	466	
Lo PR	116	123	135	143	123	130	142	152	127	135	148	157	134	142	155	165	140	149	163	173	145	154	168	179	
MBh	44.7	45.6	47.8	51.0	43.7	44.5	46.6	49.8	42.7	43.5	45.5	48.6	41.6	42.4	44.4	47.4	39.5	40.3	42.2	45.0	36.6	37.3	39.1	41.7	
S/T	0.92	0.89	0.80	0.65	0.95	0.92	0.83	0.67	0.98	0.94	0.85	0.69	1.00	0.97	0.88	0.71	1.00	1.00	0.91	0.74	1.00	1.00	0.92	0.75	
ΔT	41	40	38	33	41	41	38	33	41	41	39	33	41	41	39	34	39	40	38	33	36	37	36	31	
kW	2.11	2.15	2.21	2.28	2.26	2.31	2.38	2.46	2.40	2.45	2.53	2.61	2.52	2.58	2.66	2.74	2.62	2.68	2.77	2.86	2.71	2.77	2.86	2.96	
Amps	8.6	8.8	9.1	9.4	9.2	9.4	9.7	10.0	9.9	10.1	10.4	10.8	10.5	10.8	11.1	11.4	11.1	11.4	11.7	12.1	11.7	12.0	12.3	12.8	
Hi PR	213	229	242	253	239	257	272	283	272	293	309	322	310	333	352	367	349	375	396	413	385	414	438	456	
Lo PR	114	121	132	141	120	128	139	149	125	133	145	154	131	139	152	162	137	146	160	170	142	151	165	176	

IDB: Entering Indoor Dry Bulb Temperature  
 High and low pressures are measured at the liquid and suction service valves.  
 Shaded area reflects AHRI (TVA) conditions  
 kW = Total system power  
 Amps = outdoor unit amps (comp. + fan)

EXPANDED COOLING DATA — GPG154911541\*\* — Two Stage

IDB	AIRFLOW	OUTDOOR AMBIENT TEMPERATURE												ENTERING INDOOR WET BULB TEMPERATURE													
		65°F				75°F				85°F				95°F				105°F				115°F					
		59	63	67	71	59	63	67	71	59	63	67	71	59	63	67	71	59	63	67	71	59	63	67	71		
70	1475	MBh	46.1	47.7	52.3	-	45.0	46.6	51.1	-	43.9	45.5	49.9	-	42.8	44.4	48.7	-	40.7	42.2	46.2	-	37.7	39.1	42.8	-	
		S/T	0.72	0.60	0.42	-	0.75	0.63	0.43	-	0.77	0.64	0.45	-	0.79	0.66	0.46	-	0.82	0.69	0.48	-	0.83	0.69	0.48	-	
		ΔT	21	18	14	-	21	18	14	-	21	18	14	-	21	18	14	-	21	18	14	-	20	17	13	-	
	1300	kW	3.11	3.18	3.28	-	3.35	3.42	3.53	-	3.56	3.64	3.76	-	3.75	3.83	3.96	-	3.91	3.99	4.13	-	4.04	4.13	4.27	-	
		Amps	12.9	13.1	13.5	-	13.8	14.1	14.5	-	14.8	15.2	15.6	-	15.8	16.1	16.6	-	16.7	17.1	17.6	-	17.6	18.0	18.5	-	
		Hi PR	230	247	261	-	258	277	293	-	293	315	333	-	334	359	379	-	375	404	427	-	415	446	471	-	
	1125	Lo PR	108	115	125	-	114	121	132	-	118	126	138	-	124	132	145	-	130	139	151	-	135	144	157	-	
		MBh	44.7	46.3	50.8	-	43.7	45.3	49.6	-	42.6	44.2	48.4	-	41.6	43.1	47.2	-	39.5	41.0	44.9	-	36.6	37.9	41.6	-	
		S/T	0.69	0.58	0.40	-	0.72	0.60	0.41	-	0.73	0.61	0.42	-	0.76	0.63	0.44	-	0.79	0.66	0.45	-	0.79	0.66	0.46	-	
	75	1475	ΔT	22	19	14	-	22	19	15	-	22	19	15	-	22	19	15	-	22	19	14	-	21	18	13	-
			kW	3.09	3.15	3.25	-	3.32	3.39	3.50	-	3.53	3.61	3.73	-	3.72	3.80	3.92	-	3.87	3.96	4.09	-	4.01	4.10	4.24	-
			Amps	12.8	13.0	13.4	-	13.7	14.0	14.4	-	14.7	15.0	15.5	-	15.6	16.0	16.5	-	16.5	16.9	17.4	-	17.4	17.8	18.4	-
1300		Hi PR	227	245	258	-	255	275	290	-	290	312	330	-	330	356	375	-	372	400	422	-	411	442	467	-	
		Lo PR	107	114	124	-	113	120	131	-	117	125	136	-	123	131	143	-	129	137	150	-	134	142	155	-	
		MBh	41.3	42.8	46.9	-	40.3	41.8	45.8	-	39.4	40.8	44.7	-	38.4	39.8	43.6	-	36.5	37.8	41.4	-	33.8	35.0	38.4	-	
1125		S/T	0.67	0.56	0.39	-	0.69	0.58	0.40	-	0.71	0.59	0.41	-	0.73	0.61	0.42	-	0.76	0.63	0.44	-	0.76	0.64	0.44	-	
		ΔT	22	19	15	-	23	20	15	-	23	20	15	-	23	20	15	-	23	20	15	-	21	18	14	-	
		kW	3.01	3.08	3.17	-	3.24	3.31	3.42	-	3.45	3.52	3.63	-	3.62	3.70	3.83	-	3.78	3.86	3.99	-	3.91	4.00	4.13	-	
1475		Amps	12.4	12.7	13.1	-	13.3	13.6	14.0	-	14.4	14.7	15.1	-	15.2	15.6	16.0	-	16.1	16.5	17.0	-	17.0	17.4	17.9	-	
		Hi PR	221	237	251	-	247	266	281	-	281	303	320	-	321	345	364	-	361	388	410	-	398	429	453	-	
		Lo PR	104	110	120	-	109	116	127	-	114	121	132	-	120	127	139	-	125	133	145	-	130	138	150	-	
75	1475	MBh	46.8	48.2	52.2	56.0	45.7	47.1	51.0	54.7	44.7	46.0	49.8	53.4	43.6	44.9	48.6	52.1	41.4	42.6	46.1	49.5	38.3	39.5	42.7	45.9	
		S/T	0.82	0.74	0.56	0.36	0.85	0.76	0.58	0.37	0.87	0.78	0.59	0.38	0.90	0.81	0.61	0.39	0.94	0.84	0.63	0.41	0.95	0.85	0.64	0.41	
		ΔT	24	22	18	13	24	22	18	13	24	22	18	13	25	23	19	13	24	22	18	13	23	21	17	12	
	1300	kW	3.14	3.20	3.30	3.41	3.38	3.45	3.56	3.68	3.59	3.67	3.79	3.92	3.78	3.86	3.99	4.12	3.94	4.03	4.16	4.30	4.08	4.17	4.31	4.46	
		Amps	13.0	13.2	13.6	14.1	13.9	14.2	14.6	15.1	15.0	15.3	15.8	16.3	15.9	16.2	16.7	17.3	16.8	17.2	17.7	18.4	17.7	18.1	18.7	19.4	
		Hi PR	232	250	264	275	260	280	296	308	296	319	336	351	337	363	383	400	379	408	431	450	419	451	476	497	
	1125	Lo PR	109	116	127	135	115	123	134	142	120	127	139	148	126	134	146	156	132	140	153	163	136	145	158	169	
		MBh	45.5	46.8	50.7	54.4	44.4	45.7	49.5	53.1	43.4	44.6	48.3	51.9	42.3	43.6	47.1	50.6	40.2	41.4	44.8	48.1	37.2	38.3	41.5	44.5	
		S/T	0.79	0.70	0.53	0.34	0.81	0.73	0.55	0.35	0.83	0.75	0.56	0.36	0.86	0.77	0.58	0.38	0.89	0.80	0.61	0.39	0.90	0.81	0.61	0.39	
	1475	ΔT	25	23	19	13	26	24	19	13	26	24	19	13	26	24	19	13	25	23	19	13	24	22	18	12	
		kW	3.11	3.18	3.28	3.38	3.35	3.42	3.53	3.65	3.56	3.64	3.76	3.88	3.75	3.83	3.96	4.09	3.91	3.99	4.13	4.27	4.04	4.13	4.27	4.42	
		Amps	12.9	13.1	13.5	14.0	13.8	14.1	14.5	15.0	14.8	15.2	15.6	16.2	15.8	16.1	16.6	17.2	16.7	17.1	17.6	18.2	17.6	18.0	18.5	19.2	
1300	Hi PR	230	247	261	272	258	277	293	305	293	315	333	347	334	359	379	396	376	404	427	445	415	447	471	492		
	Lo PR	108	115	125	134	114	121	132	141	119	126	138	147	124	132	145	154	130	139	152	161	135	144	157	167		
	MBh	42.0	43.2	46.8	50.2	41.0	42.2	45.7	49.0	40.0	41.2	44.6	47.9	39.0	40.2	43.5	46.7	37.1	38.2	41.3	44.4	34.4	35.4	38.3	41.1		
1125	S/T	0.76	0.68	0.51	0.33	0.78	0.70	0.53	0.34	0.80	0.72	0.54	0.35	0.83	0.74	0.56	0.36	0.86	0.77	0.58	0.38	0.87	0.78	0.59	0.38		
	ΔT	26	24	20	14	26	24	20	14	26	24	20	14	26	24	20	14	26	24	20	14	24	22	18	13		
	kW	3.04	3.10	3.20	3.30	3.27	3.34	3.45	3.56	3.47	3.55	3.66	3.79	3.66	3.74	3.86	3.99	3.81	3.89	4.02	4.16	3.94	4.03	4.16	4.30		
1475	Amps	12.5	12.8	13.2	13.6	13.4	13.7	14.1	14.6	14.5	14.8	15.2	15.8	15.4	15.7	16.2	16.7	16.3	16.6	17.1	17.7	17.1	17.5	18.1	18.7		
	Hi PR	223	240	253	264	250	269	284	296	284	306	323	337	324	348	368	384	364	392	414	432	402	433	457	477		
	Lo PR	105	111	122	130	111	118	128	137	115	122	134	142	121	128	140	149	127	135	147	157	131	139	152	162		

IDB: Entering Indoor Dry Bulb Temperature  
 High and low pressures are measured at the liquid and suction service valves.  
 Shaded area reflects ACCA (TVA) conditions  
 kW = Total system power  
 Amps = outdoor unit amps (comp. + fan)



EXPANDED COOLING DATA — GP6154911541\*\* — TWO STAGE (CONT.)

IDB	AIRFLOW	OUTDOOR AMBIENT TEMPERATURE												ENTERING INDOOR WET BULB TEMPERATURE											
		65°F				75°F				85°F				95°F				105°F				115°F			
		59	63	67	71	59	63	67	71	59	63	67	71	59	63	67	71	59	63	67	71	59	63	67	71
80	MBh	47.7	48.7	52.0	55.6	46.6	47.6	50.8	54.3	45.5	46.4	49.6	53.0	44.3	45.3	48.4	51.8	42.1	43.0	46.0	49.2	39.0	39.9	42.6	45.5
	S/T	0.90	0.85	0.69	0.52	0.94	0.88	0.71	0.53	0.96	0.90	0.73	0.55	1.00	0.93	0.76	0.57	1.00	0.96	0.78	0.59	1.00	1.00	0.79	0.59
	ΔT	27	26	22	18	27	26	23	18	27	26	23	18	28	26	23	18	26	26	22	18	24	25	21	17
	kW	3.16	3.23	3.33	3.44	3.41	3.48	3.59	3.71	3.62	3.70	3.82	3.95	3.81	3.90	4.02	4.16	3.97	4.06	4.20	4.34	4.11	4.21	4.35	4.49
	Amps	13.1	13.3	13.7	14.2	14.0	14.3	14.7	15.2	15.1	15.4	15.9	16.4	16.0	16.4	16.9	17.5	17.0	17.4	17.9	18.5	17.9	18.3	18.9	19.5
	Hi PR	234	252	266	278	263	283	299	312	299	322	340	354	341	366	387	404	383	412	435	454	423	456	481	502
	Lo PR	110	117	128	136	116	124	135	144	121	129	140	150	127	135	148	157	133	142	155	165	138	146	160	170
	MBh	46.3	47.3	50.5	54.0	45.2	46.2	49.4	52.8	44.1	45.1	48.2	51.5	43.1	44.0	47.0	50.2	40.9	41.8	44.7	47.7	37.9	38.7	41.4	44.2
	S/T	0.86	0.81	0.66	0.49	0.89	0.84	0.68	0.51	0.92	0.86	0.70	0.52	0.94	0.89	0.72	0.54	0.98	0.92	0.75	0.56	0.99	0.93	0.75	0.56
	ΔT	28	27	23	19	29	27	24	19	29	27	24	19	29	28	24	19	28	27	24	19	26	25	22	18
kW	3.14	3.20	3.30	3.41	3.38	3.45	3.56	3.68	3.59	3.67	3.79	3.92	3.78	3.86	3.99	4.13	3.94	4.03	4.16	4.30	4.08	4.17	4.31	4.46	
Amps	13.0	13.2	13.6	14.1	13.9	14.2	14.6	15.1	15.0	15.3	15.8	16.3	15.9	16.3	16.7	17.3	16.8	17.2	17.7	18.4	17.7	18.1	18.7	19.4	
Hi PR	232	250	264	275	260	280	296	309	296	319	336	351	337	363	383	400	379	408	431	450	419	451	476	497	
Lo PR	109	116	127	135	115	123	134	142	120	127	139	148	126	134	146	156	132	140	153	163	136	145	158	169	
MBh	42.7	43.6	46.6	49.9	41.7	42.6	45.6	48.7	40.7	41.6	44.5	47.5	39.7	40.6	43.4	46.4	37.8	38.6	41.2	44.1	35.0	35.7	38.2	40.8	
S/T	0.83	0.78	0.63	0.47	0.86	0.81	0.66	0.49	0.88	0.83	0.67	0.50	0.91	0.85	0.70	0.52	0.95	0.89	0.72	0.54	0.95	0.89	0.73	0.54	
ΔT	29	28	24	19	29	28	24	20	29	28	24	20	30	28	25	20	29	28	24	19	27	26	23	18	
kW	3.06	3.13	3.22	3.33	3.30	3.37	3.47	3.59	3.50	3.58	3.70	3.82	3.69	3.77	3.89	4.02	3.84	3.93	4.06	4.19	3.98	4.06	4.20	4.34	
Amps	12.6	12.9	13.3	13.7	13.6	13.8	14.2	14.7	14.6	14.9	15.4	15.9	15.5	15.8	16.3	16.9	16.4	16.8	17.3	17.9	17.3	17.7	18.2	18.9	
Hi PR	225	242	256	267	252	272	287	299	287	309	326	340	327	352	372	388	368	396	418	436	407	437	462	482	
Lo PR	106	113	123	131	112	119	130	138	116	124	135	144	122	130	142	151	128	136	148	158	132	141	154	164	
85	MBh	48.5	49.4	51.8	55.2	47.4	48.3	50.6	54.0	46.2	47.1	49.4	52.7	45.1	46.0	48.2	51.4	42.9	43.7	45.8	48.8	39.7	40.5	42.4	45.2
	S/T	0.95	0.91	0.82	0.67	0.98	0.95	0.85	0.69	1.00	0.97	0.88	0.71	1.00	1.00	0.90	0.73	1.00	1.00	0.94	0.76	1.00	1.00	0.95	0.77
	ΔT	29	28	27	23	29	28	27	23	29	29	27	23	28	29	27	23	27	27	27	23	25	25	25	22
	kW	3.19	3.25	3.36	3.47	3.43	3.51	3.62	3.74	3.65	3.73	3.85	3.98	3.84	3.93	4.06	4.20	4.01	4.10	4.23	4.38	4.15	4.24	4.38	4.53
	Amps	13.2	13.4	13.8	14.3	14.1	14.4	14.9	15.4	15.2	15.6	16.0	16.6	16.2	16.5	17.0	17.6	17.1	17.5	18.0	18.7	18.0	18.5	19.0	19.7
	Hi PR	237	255	269	280	266	286	302	315	302	325	343	358	344	370	391	408	387	416	440	459	428	460	486	507
	Lo PR	111	118	129	138	118	125	136	145	122	130	142	151	128	136	149	159	134	143	156	166	139	148	162	172
	MBh	47.1	48.0	50.3	53.6	46.0	46.9	49.1	52.4	44.9	45.8	47.9	51.1	43.8	44.7	46.8	49.9	41.6	42.4	44.4	47.4	38.5	39.3	41.2	43.9
	S/T	0.90	0.87	0.79	0.64	0.94	0.90	0.81	0.66	0.96	0.93	0.84	0.68	0.99	0.96	0.86	0.70	1.00	0.99	0.90	0.73	1.00	1.00	0.90	0.73
	ΔT	30	30	28	24	30	30	28	24	30	30	28	25	31	30	29	25	29	30	28	24	27	28	26	23
kW	3.16	3.23	3.33	3.44	3.41	3.48	3.59	3.71	3.62	3.70	3.82	3.95	3.81	3.90	4.02	4.16	3.97	4.06	4.20	4.34	4.11	4.21	4.35	4.49	
Amps	13.1	13.3	13.7	14.2	14.0	14.3	14.7	15.2	15.1	15.4	15.9	16.4	16.0	16.4	16.9	17.5	17.0	17.4	17.9	18.5	17.9	18.3	18.9	19.5	
Hi PR	234	252	266	278	263	283	299	312	299	322	340	354	341	366	387	404	383	412	435	454	423	456	481	502	
Lo PR	110	117	128	136	116	124	135	144	121	129	140	150	127	135	148	157	133	142	155	165	138	146	160	170	
MBh	43.5	44.3	46.4	49.5	42.5	43.3	45.3	48.4	41.4	42.2	44.2	47.2	40.4	41.2	43.2	46.0	38.4	39.2	41.0	43.7	35.6	36.3	38.0	40.5	
S/T	0.87	0.84	0.76	0.61	0.90	0.87	0.79	0.64	0.93	0.89	0.81	0.65	0.95	0.92	0.83	0.67	0.99	0.96	0.86	0.70	1.00	0.96	0.87	0.71	
ΔT	31	30	29	25	31	31	29	25	31	31	29	25	32	31	29	25	31	31	29	25	29	29	27	23	
kW	3.09	3.15	3.25	3.35	3.32	3.39	3.50	3.62	3.53	3.61	3.73	3.85	3.72	3.80	3.92	4.05	3.87	3.96	4.09	4.23	4.01	4.10	4.23	4.38	
Amps	12.7	13.0	13.4	13.8	13.7	14.0	14.4	14.8	14.7	15.0	15.5	16.0	15.6	16.0	16.5	17.0	16.5	16.9	17.4	18.0	17.4	17.8	18.4	19.0	
Hi PR	227	245	258	269	255	274	290	302	290	312	330	344	330	355	375	392	372	400	422	440	411	442	467	487	
Lo PR	107	114	124	132	113	120	131	140	117	125	136	145	123	131	143	152	129	137	150	160	134	142	155	165	

IDB: Entering Indoor Dry Bulb Temperature  
 High and low pressures are measured at the liquid and suction service valves.  
 Shaded area reflects AHRI (TVA) conditions  
 kW = Total system power  
 Amps = outdoor unit amps (comp. + fan)



EXPANDED COOLING DATA — GPG156014041\*\* — SINGLE STAGE

IDB	AIRFLOW	OUTDOOR AMBIENT TEMPERATURE												ENTERING INDOOR WET BULB TEMPERATURE											
		65°F				75°F				85°F				95°F				105°F				115°F			
		59	63	67	71	59	63	67	71	59	63	67	71	59	63	67	71	59	63	67	71	59	63	67	71
70	MBh	40.2	41.6	45.6	-	39.2	40.7	44.6	-	38.3	39.7	43.5	-	37.4	38.7	42.4	-	35.5	36.8	40.3	-	32.9	34.1	37.3	-
	S/T	0.77	0.65	0.45	-	0.80	0.67	0.46	-	0.82	0.69	0.48	-	0.85	0.71	0.49	-	0.88	0.74	0.51	-	0.89	0.74	0.51	-
	ΔT	20	17	13	-	20	17	13	-	20	17	13	-	20	17	13	-	20	17	13	-	18	16	12	-
	kW	2.88	2.94	3.03	-	3.09	3.16	3.25	-	3.28	3.35	3.45	-	3.44	3.52	3.63	-	3.59	3.66	3.78	-	3.71	3.79	3.91	-
	Amps	13.6	13.9	14.2	-	14.5	14.7	15.1	-	15.4	15.7	16.2	-	16.3	16.6	17.1	-	17.1	17.5	18.0	-	18.0	18.3	18.8	-
	Hi PR	231	248	262	-	259	279	294	-	294	317	335	-	335	361	381	-	377	406	429	-	417	449	474	-
	Lo PR	111	118	129	-	117	125	136	-	122	129	141	-	128	136	148	-	134	143	156	-	139	147	161	-
	MBh	39.0	40.4	44.3	-	38.1	39.5	43.3	-	37.2	38.5	42.2	-	36.3	37.6	41.2	-	34.5	35.7	39.1	-	31.9	33.1	36.3	-
	S/T	0.74	0.62	0.43	-	0.76	0.64	0.44	-	0.78	0.65	0.45	-	0.81	0.68	0.47	-	0.84	0.70	0.49	-	0.85	0.71	0.49	-
	ΔT	20	18	13	-	21	18	14	-	21	18	14	-	21	18	14	-	20	18	13	-	19	17	13	-
kW	2.86	2.92	3.00	-	3.07	3.13	3.23	-	3.25	3.32	3.43	-	3.42	3.49	3.60	-	3.56	3.63	3.75	-	3.68	3.76	3.88	-	
Amps	13.5	13.8	14.1	-	14.4	14.6	15.0	-	15.3	15.6	16.0	-	16.2	16.5	16.9	-	17.0	17.3	17.8	-	17.8	18.2	18.7	-	
Hi PR	228	246	260	-	256	276	291	-	292	314	331	-	332	357	377	-	374	402	424	-	413	444	469	-	
Lo PR	110	117	127	-	116	123	135	-	120	128	140	-	127	135	147	-	133	141	154	-	137	146	159	-	
MBh	36.0	37.3	40.9	-	35.2	36.4	39.9	-	34.3	35.6	39.0	-	33.5	34.7	38.0	-	31.8	33.0	36.1	-	29.5	30.5	33.5	-	
S/T	0.71	0.59	0.41	-	0.74	0.62	0.43	-	0.76	0.63	0.44	-	0.78	0.65	0.45	-	0.81	0.68	0.47	-	0.82	0.68	0.47	-	
ΔT	21	18	14	-	21	18	14	-	21	18	14	-	21	18	14	-	21	18	14	-	19	17	13	-	
kW	2.79	2.85	2.93	-	3.00	3.06	3.15	-	3.18	3.24	3.34	-	3.34	3.41	3.51	-	3.47	3.55	3.66	-	3.59	3.67	3.78	-	
Amps	13.2	13.5	13.8	-	14.1	14.3	14.7	-	15.0	15.3	15.7	-	15.8	16.1	16.5	-	16.6	17.0	17.4	-	17.4	17.8	18.3	-	
Hi PR	222	238	252	-	249	268	283	-	283	304	321	-	322	347	366	-	362	390	412	-	400	431	455	-	
Lo PR	106	113	124	-	112	120	131	-	117	124	136	-	123	131	143	-	129	137	149	-	133	142	155	-	
75	MBh	40.9	42.1	45.5	48.9	39.9	41.1	44.5	47.7	39.0	40.1	43.4	46.6	38.0	39.1	42.4	45.5	36.1	37.2	40.2	43.2	33.4	34.4	37.3	40.0
	S/T	0.88	0.79	0.60	0.38	0.91	0.81	0.62	0.40	0.93	0.84	0.63	0.41	0.96	0.86	0.65	0.42	1.00	0.90	0.68	0.44	1.00	0.90	0.68	0.44
	ΔT	23	21	17	12	23	21	17	12	23	21	17	12	23	21	17	12	23	21	17	12	21	20	16	11
	kW	2.90	2.96	3.05	3.15	3.12	3.18	3.28	3.38	3.31	3.38	3.48	3.59	3.47	3.55	3.66	3.78	3.62	3.69	3.81	3.94	3.74	3.82	3.94	4.07
	Amps	13.7	14.0	14.3	14.7	14.6	14.8	15.2	15.7	15.6	15.9	16.3	16.8	16.4	16.7	17.2	17.7	17.3	17.6	18.1	18.7	18.1	18.5	19.0	19.6
	Hi PR	233	251	265	276	262	281	297	310	297	320	338	353	339	365	385	402	381	410	433	452	421	453	479	499
	Lo PR	112	119	130	138	118	126	137	146	123	131	143	152	129	137	150	160	135	144	157	167	140	149	163	173
	MBh	39.7	40.8	44.2	47.4	38.7	39.9	43.2	46.3	37.8	38.9	42.2	45.2	36.9	38.0	41.1	44.1	35.1	36.1	39.1	41.9	32.5	33.4	36.2	38.8
	S/T	0.84	0.75	0.57	0.37	0.87	0.78	0.59	0.38	0.89	0.80	0.60	0.39	0.92	0.82	0.62	0.40	0.95	0.85	0.65	0.42	0.96	0.86	0.65	0.42
	ΔT	24	22	18	12	24	22	18	12	24	22	18	12	24	22	18	12	24	22	18	12	22	20	17	12
kW	2.88	2.94	3.03	3.12	3.09	3.16	3.25	3.36	3.28	3.35	3.45	3.57	3.45	3.52	3.63	3.75	3.59	3.66	3.78	3.91	3.71	3.79	3.91	4.04	
Amps	13.6	13.9	14.2	14.6	14.5	14.7	15.1	15.6	15.4	15.7	16.2	16.6	16.3	16.6	17.1	17.6	17.1	17.5	18.0	18.5	18.0	18.3	18.8	19.4	
Hi PR	231	248	262	274	259	279	294	307	294	317	335	349	335	361	381	398	377	406	429	447	417	449	474	494	
Lo PR	111	118	129	137	117	125	136	145	122	129	141	151	128	136	149	158	134	143	156	166	139	147	161	171	
MBh	36.6	37.7	40.8	43.8	35.8	36.8	39.9	42.8	34.9	35.9	38.9	41.8	34.1	35.1	38.0	40.7	32.4	33.3	36.1	38.7	30.0	30.9	33.4	35.8	
S/T	0.81	0.72	0.55	0.35	0.84	0.75	0.57	0.36	0.86	0.77	0.58	0.37	0.89	0.79	0.60	0.39	0.92	0.82	0.62	0.40	0.93	0.83	0.63	0.40	
ΔT	24	22	18	12	24	22	18	13	24	22	18	13	24	22	18	13	24	22	18	13	22	21	17	12	
kW	2.81	2.87	2.96	3.05	3.02	3.08	3.18	3.28	3.20	3.27	3.37	3.48	3.36	3.43	3.54	3.66	3.50	3.57	3.69	3.81	3.62	3.70	3.81	3.94	
Amps	13.3	13.6	13.9	14.3	14.2	14.4	14.8	15.2	15.1	15.4	15.8	16.3	15.9	16.2	16.7	17.2	16.7	17.1	17.5	18.1	17.6	17.9	18.4	19.0	
Hi PR	224	241	254	265	251	270	285	298	286	307	325	339	325	350	370	386	366	394	416	434	404	435	460	479	
Lo PR	108	114	125	133	114	121	132	141	118	126	137	146	124	132	144	153	130	138	151	161	134	143	156	166	

IDB: Entering Indoor Dry Bulb Temperature  
 High and low pressures are measured at the liquid and suction service valves.  
 Shaded area reflects ACCA (TVA) conditions  
 kW = Total system power  
 Amps = outdoor unit amps (comp. + fan)

EXPANDED COOLING DATA — GPG156014041\*\* — SINGLE STAGE (CONT.)

IDB	AIRFLOW	OUTDOOR AMBIENT TEMPERATURE																								
		65°F				75°F				85°F				95°F				105°F				115°F				
		59	63	67	71	59	63	67	71	59	63	67	71	59	63	67	71	59	63	67	71	59	63	67	71	
80	1463	MBh	41.6	42.5	45.4	48.5	40.6	41.5	44.3	47.4	39.6	40.5	43.3	46.3	38.7	39.5	42.2	45.1	36.7	37.6	40.1	42.9	34.0	34.8	37.2	39.7
		S/T	0.96	0.90	0.74	0.55	1.00	0.94	0.76	0.57	1.00	0.96	0.78	0.58	1.00	1.00	0.81	0.60	1.00	1.00	0.84	0.63	1.00	1.00	0.84	0.63
		ΔT	25	24	21	17	26	24	21	17	25	24	21	17	24	25	21	17	23	24	21	17	21	22	20	16
		kW	2.92	2.98	3.07	3.17	3.14	3.21	3.31	3.41	3.33	3.40	3.51	3.62	3.50	3.58	3.69	3.81	3.65	3.72	3.84	3.97	3.77	3.85	3.98	4.11
		Amps	13.8	14.1	14.4	14.8	14.7	14.9	15.3	15.8	15.7	16.0	16.4	16.9	16.5	16.9	17.3	17.9	17.4	17.7	18.2	18.8	18.2	18.6	19.1	19.8
	Hi PR	235	253	268	279	264	284	300	313	300	323	341	356	342	368	389	406	385	414	437	456	425	458	483	504	
	Lo PR	113	120	131	140	119	127	139	148	124	132	144	154	130	139	152	161	137	145	159	169	141	150	164	175	
	MBh	40.4	41.3	44.1	47.1	39.4	40.3	43.1	46.0	38.5	39.3	42.0	44.9	37.6	38.4	41.0	43.8	35.7	36.5	39.0	41.6	33.0	33.8	36.1	38.6	
	S/T	0.92	0.86	0.70	0.52	0.95	0.89	0.73	0.54	0.98	0.92	0.75	0.56	1.00	0.95	0.77	0.58	1.00	0.98	0.80	0.60	1.00	0.99	0.81	0.60	
	ΔT	26	25	22	17	27	25	22	18	27	25	22	18	27	26	22	18	25	25	22	18	23	24	21	16	
kW	2.90	2.96	3.05	3.15	3.12	3.18	3.28	3.38	3.31	3.38	3.48	3.59	3.47	3.55	3.66	3.78	3.62	3.69	3.81	3.94	3.74	3.82	3.94	4.07		
Amps	13.7	14.0	14.3	14.7	14.6	14.8	15.2	15.7	15.6	15.9	16.3	16.8	16.4	16.7	17.2	17.7	17.3	17.6	18.1	18.7	18.1	18.5	19.0	19.6		
Hi PR	233	251	265	276	262	281	297	310	297	320	338	353	339	365	385	402	381	410	433	452	421	453	479	499		
Lo PR	112	119	130	139	118	126	137	146	123	131	143	152	129	137	150	160	135	144	157	167	140	149	163	173		
MBh	37.3	38.1	40.7	43.5	36.4	37.2	39.7	42.5	35.5	36.3	38.8	41.5	34.7	35.4	37.8	40.5	32.9	33.6	36.0	38.4	30.5	31.2	33.3	35.6		
S/T	0.89	0.83	0.68	0.51	0.92	0.86	0.70	0.52	0.94	0.88	0.72	0.54	0.97	0.91	0.74	0.55	1.01	0.95	0.77	0.58	1.02	0.95	0.78	0.58		
ΔT	27	26	22	18	27	26	23	18	27	26	23	18	27	26	23	18	27	26	22	18	25	24	21	17		
kW	2.84	2.89	2.98	3.07	3.04	3.11	3.20	3.30	3.23	3.30	3.40	3.51	3.39	3.46	3.57	3.69	3.53	3.60	3.72	3.84	3.65	3.73	3.85	3.97		
Amps	13.4	13.7	14.0	14.4	14.3	14.5	14.9	15.3	15.2	15.5	15.9	16.4	16.0	16.4	16.8	17.3	16.9	17.2	17.7	18.2	17.7	18.1	18.6	19.1		
Hi PR	226	243	257	268	254	273	288	301	289	311	328	342	329	354	373	390	370	398	420	438	408	440	464	484		
Lo PR	109	116	126	134	115	122	133	142	119	127	139	148	125	133	146	155	131	140	152	162	136	144	158	168		
85	1463	MBh	42.3	43.1	45.2	48.2	41.3	42.1	44.1	47.1	40.3	41.1	43.1	45.9	39.4	40.1	42.0	44.8	37.4	38.1	39.9	42.6	34.6	35.3	37.0	39.4
		S/T	1.00	0.98	0.88	0.71	1.00	1.00	0.91	0.74	1.00	1.00	0.94	0.76	1.00	1.00	0.97	0.78	1.00	1.00	1.00	0.81	1.00	1.00	1.00	0.82
		ΔT	27	26	25	22	26	26	25	22	25	26	25	22	25	25	26	22	24	24	25	22	22	22	23	20
		kW	2.95	3.01	3.10	3.19	3.17	3.23	3.33	3.44	3.36	3.43	3.54	3.65	3.53	3.61	3.72	3.84	3.67	3.75	3.88	4.00	3.80	3.88	4.01	4.14
		Amps	13.9	14.2	14.5	14.9	14.8	15.1	15.4	15.9	15.8	16.1	16.5	17.0	16.7	17.0	17.5	18.0	17.5	17.9	18.4	19.0	18.4	18.8	19.3	19.9
	Hi PR	238	256	270	282	267	287	303	316	303	327	345	360	346	372	393	410	389	418	442	461	430	462	488	509	
	Lo PR	114	122	133	141	121	128	140	149	125	133	146	155	132	140	153	163	138	147	160	171	143	152	166	177	
	MBh	41.1	41.9	43.9	46.8	40.1	40.9	42.8	45.7	39.2	39.9	41.8	44.6	38.2	39.0	40.8	43.5	36.3	37.0	38.8	41.3	33.6	34.3	35.9	38.3	
	S/T	0.96	0.93	0.84	0.68	1.00	0.96	0.87	0.71	1.00	0.99	0.89	0.72	1.00	1.00	0.92	0.75	1.00	1.00	0.96	0.78	1.00	1.00	0.96	0.78	
	ΔT	28	28	26	23	28	28	26	23	28	28	26	23	27	28	27	23	26	26	26	23	24	24	24	21	
kW	2.92	2.98	3.07	3.17	3.14	3.21	3.31	3.41	3.33	3.40	3.51	3.62	3.50	3.58	3.69	3.81	3.65	3.72	3.84	3.97	3.77	3.85	3.98	4.11		
Amps	13.8	14.1	14.4	14.8	14.7	14.9	15.3	15.8	15.7	16.0	16.4	16.9	16.5	16.9	17.3	17.9	17.4	17.7	18.2	18.8	18.2	18.6	19.1	19.8		
Hi PR	235	253	268	279	264	284	300	313	300	323	341	356	342	368	389	406	385	414	437	456	425	458	483	504		
Lo PR	113	120	131	140	119	127	139	148	124	132	144	154	130	139	152	161	137	145	159	169	141	150	164	175		
MBh	37.9	38.6	40.5	43.2	37.0	37.7	39.5	42.2	36.2	36.9	38.6	41.2	35.3	36.0	37.7	40.2	33.5	34.2	35.8	38.2	31.0	31.6	33.1	35.4		
S/T	0.93	0.90	0.81	0.66	0.96	0.93	0.84	0.68	0.99	0.95	0.86	0.70	1.00	0.98	0.89	0.72	1.00	1.00	0.92	0.75	1.00	1.00	0.93	0.75		
ΔT	28	28	26	23	29	28	27	23	29	29	27	23	29	29	27	23	27	28	27	23	25	26	25	22		
kW	2.86	2.91	3.00	3.10	3.07	3.13	3.23	3.33	3.25	3.32	3.43	3.54	3.42	3.49	3.60	3.72	3.56	3.63	3.75	3.87	3.68	3.76	3.88	4.01		
Amps	13.5	13.8	14.1	14.5	14.4	14.6	15.0	15.4	15.3	15.6	16.0	16.5	16.2	16.5	16.9	17.4	17.0	17.3	17.8	18.4	17.8	18.2	18.7	19.3		
Hi PR	228	246	260	271	256	276	291	304	291	314	331	345	332	357	377	393	373	402	424	443	413	444	469	489		
Lo PR	110	117	127	136	116	123	135	143	120	128	140	149	127	135	147	157	133	141	154	164	137	146	159	170		

IDB: Entering Indoor Dry Bulb Temperature  
 High and low pressures are measured at the liquid and suction service valves.  
 Shaded area reflects AHRI (TVA) conditions  
 kW = Total system power  
 Amps = outdoor unit amps (comp. + fan)

EXPANDED COOLING DATA — GP6156014041\*\* — Two STAGE

IDB	AIRFLOW	OUTDOOR AMBIENT TEMPERATURE																									
		65°F				75°F				85°F				95°F				105°F				115°F					
		59	63	67	71	59	63	67	71	59	63	67	71	59	63	67	71	59	63	67	71	59	63	67	71		
70	2036	MBh	55.4	57.4	62.9	-	54.1	56.1	61.4	-	52.8	54.7	59.9	-	51.5	53.4	58.5	-	48.9	50.7	55.6	-	45.3	47.0	51.5	-	
		S/T	0.77	0.65	0.45	-	0.80	0.67	0.46	-	0.82	0.69	0.48	-	0.85	0.71	0.49	-	0.88	0.74	0.51	-	0.89	0.74	0.51	-	
		ΔT	19	17	13	-	20	17	13	-	20	17	13	-	20	17	13	-	19	17	13	-	18	16	12	-	
	1810	kW	4.41	4.50	4.64	-	4.73	4.83	4.98	-	5.02	5.12	5.28	-	5.27	5.38	5.55	-	5.48	5.60	5.77	-	5.66	5.78	5.97	-	
		Amps	21.5	21.8	22.4	-	22.7	23.1	23.7	-	24.2	24.6	25.3	-	25.4	25.9	26.6	-	26.7	27.2	27.9	-	28.0	28.5	29.3	-	
		Hi PR	256	276	291	-	288	310	327	-	327	352	372	-	373	401	424	-	419	451	477	-	463	499	527	-	
	1584	Lo PR	107	114	124	-	113	120	131	-	118	125	137	-	124	131	144	-	130	138	150	-	134	143	156	-	
		MBh	53.8	55.7	61.0	-	52.5	54.4	59.6	-	51.3	53.1	58.2	-	50.0	51.8	56.8	-	47.5	49.2	53.9	-	44.0	45.6	50.0	-	
		S/T	0.74	0.62	0.43	-	0.76	0.64	0.44	-	0.78	0.65	0.45	-	0.81	0.68	0.47	-	0.84	0.70	0.49	-	0.85	0.71	0.49	-	
	75	2036	ΔT	20	17	13	-	20	18	13	-	20	18	13	-	21	18	14	-	20	18	13	-	19	16	12	-
			kW	4.28	4.37	4.50	-	4.59	4.68	4.82	-	4.86	4.96	5.11	-	5.10	5.21	5.37	-	5.31	5.42	5.59	-	5.48	5.60	5.78	-
			Amps	20.9	21.3	21.8	-	22.1	22.5	23.1	-	23.5	24.0	24.6	-	24.7	25.2	25.8	-	25.9	26.4	27.1	-	27.1	27.7	28.4	-
1810		Hi PR	246	265	280	-	276	297	314	-	314	338	357	-	358	385	407	-	403	433	458	-	445	479	506	-	
		Lo PR	103	109	120	-	109	116	126	-	113	120	131	-	119	126	138	-	124	132	144	-	129	137	149	-	
		MBh	49.6	51.4	56.3	-	48.5	50.2	55.0	-	47.3	49.0	53.7	-	46.2	47.8	52.4	-	43.8	45.4	49.8	-	40.6	42.1	46.1	-	
1584		S/T	0.71	0.59	0.41	-	0.74	0.62	0.43	-	0.76	0.63	0.44	-	0.78	0.65	0.45	-	0.81	0.68	0.47	-	0.82	0.68	0.47	-	
		ΔT	20	18	13	-	21	18	14	-	21	18	14	-	21	18	14	-	21	18	14	-	19	17	13	-	
		kW	4.28	4.37	4.50	-	4.59	4.68	4.82	-	4.86	4.96	5.11	-	5.10	5.21	5.37	-	5.31	5.42	5.59	-	5.48	5.60	5.78	-	
75		2036	Amps	20.9	21.3	21.8	-	22.1	22.5	23.1	-	23.5	24.0	24.6	-	24.7	25.2	25.8	-	25.9	26.4	27.1	-	27.1	27.7	28.4	-
			Hi PR	259	279	294	307	291	313	330	345	331	356	376	392	377	405	428	446	424	456	481	502	468	504	532	555
			Lo PR	108	115	126	134	114	122	133	141	119	126	138	147	125	133	145	154	131	139	152	162	135	144	157	167
	1810	MBh	54.7	56.3	60.9	65.4	53.4	55.0	59.5	63.9	52.1	53.7	58.1	62.3	50.9	52.4	56.7	60.8	48.3	49.7	53.8	57.8	44.7	46.1	49.9	53.5	
		S/T	0.84	0.75	0.57	0.37	0.87	0.78	0.59	0.38	0.89	0.80	0.60	0.39	0.92	0.86	0.65	0.42	0.95	0.85	0.65	0.42	0.96	0.86	0.65	0.42	
		ΔT	23	21	18	12	24	22	18	12	24	22	18	12	24	22	18	12	23	22	18	12	22	20	17	11	
	1584	kW	4.41	4.50	4.64	4.78	4.73	4.83	4.98	5.13	5.02	5.12	5.28	5.45	5.27	5.38	5.55	5.72	5.48	5.60	5.77	5.96	5.66	5.78	5.97	6.16	
		Amps	21.5	21.8	22.4	23.0	22.7	23.1	23.7	24.4	24.2	24.6	25.3	26.0	25.5	25.9	26.6	27.4	26.7	27.2	28.0	28.8	28.0	28.5	29.3	30.2	
		Hi PR	257	276	292	304	288	310	327	341	327	352	372	388	373	401	424	442	419	451	477	497	463	499	527	549	
	1584	Lo PR	107	114	124	133	113	120	131	140	118	125	137	146	124	131	144	153	130	138	150	160	134	143	156	166	
		MBh	50.5	51.9	56.2	60.3	49.3	50.7	54.9	58.9	48.1	49.5	53.6	57.5	46.9	48.3	52.3	56.1	44.6	45.9	49.7	53.3	41.3	42.5	46.0	49.4	
		S/T	0.81	0.72	0.55	0.35	0.84	0.75	0.57	0.36	0.86	0.77	0.58	0.37	0.89	0.79	0.60	0.39	0.92	0.82	0.62	0.40	0.93	0.83	0.63	0.40	
1584	ΔT	24	22	18	12	24	22	18	12	24	22	18	12	24	22	18	12	24	22	18	12	22	20	17	12		
	kW	4.32	4.40	4.53	4.67	4.63	4.72	4.86	5.01	4.90	5.00	5.16	5.32	5.14	5.25	5.41	5.59	5.35	5.46	5.63	5.81	5.53	5.64	5.82	6.01		
	Amps	21.0	21.4	21.9	22.5	22.3	22.7	23.2	23.9	23.7	24.1	24.7	25.4	24.9	25.4	26.0	26.8	26.1	26.6	27.3	28.2	27.3	27.9	28.6	29.5		
1584	Hi PR	249	268	283	295	279	300	317	331	318	342	361	376	362	389	411	429	407	438	462	482	450	484	511	533		
	Lo PR	104	111	121	129	110	117	128	136	114	121	133	141	120	128	139	148	126	134	146	155	130	138	151	161		

IDB: Entering Indoor Dry Bulb Temperature  
 High and low pressures are measured at the liquid and suction service valves.  
 Shaded area reflects ACCA (TVA) conditions  
 kW = Total system power  
 Amps = outdoor unit amps (comp. + fan)

EXPANDED COOLING DATA — GP6156014041\*\* — Two Stage (CONT.)

IDB	AIRFLOW	OUTDOOR AMBIENT TEMPERATURE																									
		65°F				75°F				85°F				95°F				105°F				115°F					
		59	63	67	71	59	63	67	71	59	63	67	71	59	63	67	71	59	63	67	71	59	63	67	71		
80	2036	MBh	57.3	58.6	62.6	66.9	56.0	57.2	61.1	65.3	54.6	55.8	59.6	63.8	53.3	54.5	58.2	62.2	50.6	51.7	55.3	59.1	46.9	47.9	51.2	54.7	
		S/T	0.96	0.90	0.74	0.55	1.00	0.94	0.76	0.57	1.00	0.96	0.78	0.58	1.00	1.00	0.81	0.60	1.00	1.00	0.84	0.63	1.00	1.00	0.84	0.63	
		ΔT	25	24	21	17	25	24	21	17	25	24	21	17	24	25	21	17	23	23	21	17	23	22	20	16	
	1810	kW	4.48	4.57	4.71	4.85	4.81	4.91	5.06	5.22	5.10	5.20	5.37	5.54	5.35	5.46	5.64	5.82	5.57	5.69	5.87	6.06	5.75	5.88	6.07	6.27	
		Amps	21.7	22.1	22.7	23.3	23.0	23.5	24.0	24.7	24.5	25.0	25.6	26.4	25.8	26.3	27.0	27.8	27.1	27.6	28.4	29.2	28.4	28.9	29.7	30.6	
		Hi PR	262	282	297	310	294	316	334	348	334	359	380	396	380	409	432	451	428	461	486	507	473	509	537	560	
	1584	Lo PR	109	116	127	135	116	123	134	143	120	128	139	148	126	134	146	156	132	141	153	163	137	145	159	169	
		MBh	55.6	56.9	60.7	64.9	54.3	55.5	59.3	63.4	53.0	54.2	57.9	61.9	51.8	52.9	56.5	60.4	49.2	50.2	53.7	57.4	45.5	46.5	49.7	53.2	
		S/T	0.92	0.86	0.70	0.52	0.95	0.89	0.73	0.54	0.98	0.92	0.75	0.56	1.00	0.95	0.77	0.58	1.00	0.98	0.80	0.60	1.00	0.99	0.81	0.60	
	85	2036	ΔT	26	25	22	17	26	25	22	18	26	25	22	18	26	25	22	18	25	25	22	17	23	23	20	16
			kW	4.35	4.43	4.57	4.70	4.66	4.76	4.90	5.05	4.94	5.04	5.20	5.36	5.18	5.29	5.46	5.63	5.39	5.51	5.68	5.86	5.57	5.69	5.87	6.06
			Amps	21.2	21.5	22.1	22.7	22.4	22.8	23.4	24.0	23.9	24.3	24.9	25.6	25.1	25.6	26.2	27.0	26.3	26.8	27.5	28.4	27.5	28.1	28.8	29.7
1810		Hi PR	251	270	286	298	282	304	321	334	321	345	365	380	365	393	415	433	411	442	467	487	454	489	516	538	
		Lo PR	105	112	122	130	111	118	129	137	115	123	134	143	121	129	141	150	127	135	147	157	131	140	152	162	
		MBh	51.4	52.5	56.1	59.9	50.2	51.3	54.8	58.5	49.0	50.0	53.5	57.1	47.8	48.8	52.1	55.7	45.4	46.4	49.5	53.0	42.0	43.0	45.9	49.1	
1584		S/T	0.89	0.83	0.68	0.51	0.92	0.86	0.70	0.52	0.94	0.88	0.72	0.54	0.97	0.91	0.74	0.55	1.01	0.95	0.77	0.58	1.02	0.95	0.78	0.58	
		ΔT	26	25	22	18	27	26	22	18	27	26	22	18	27	26	22	18	27	25	22	18	25	24	21	17	
		kW	4.52	4.61	4.74	4.89	4.85	4.94	5.10	5.26	5.14	5.24	5.41	5.58	5.39	5.51	5.68	5.87	5.61	5.73	5.92	6.11	5.80	5.93	6.12	6.32	
85		2036	Amps	21.9	22.3	22.8	23.4	23.2	23.6	24.2	24.9	24.7	25.2	25.8	26.6	26.0	26.5	27.2	28.0	27.3	27.8	28.6	29.4	28.6	29.2	29.9	30.9
			Hi PR	264	284	300	313	297	319	337	352	337	363	383	400	384	413	437	455	432	465	491	512	478	514	543	566
			Lo PR	110	117	128	137	117	124	135	144	121	129	141	150	127	135	148	158	133	142	155	165	138	147	160	171
	1810	MBh	56.6	57.7	60.4	64.5	55.3	56.4	59.0	63.0	54.0	55.0	57.6	61.5	52.7	53.7	56.2	60.0	50.0	51.0	53.4	57.0	46.3	47.2	49.5	52.8	
		S/T	0.96	0.93	0.84	0.68	1.00	0.96	0.87	0.71	1.00	0.99	0.89	0.72	1.00	1.00	0.92	0.75	1.00	1.00	0.96	0.78	1.00	1.00	0.96	0.78	
		ΔT	28	27	26	22	28	28	26	23	27	28	26	23	27	27	26	23	25	26	26	22	24	24	24	21	
	1584	kW	4.48	4.57	4.71	4.85	4.81	4.91	5.06	5.22	5.10	5.20	5.37	5.54	5.35	5.46	5.64	5.82	5.57	5.69	5.87	6.06	5.75	5.88	6.07	6.27	
		Amps	21.7	22.1	22.7	23.3	23.0	23.5	24.0	24.7	24.5	25.0	25.6	26.4	25.8	26.3	27.0	27.8	27.1	27.6	28.4	29.2	28.4	28.9	29.7	30.6	
		Hi PR	262	282	297	310	294	316	334	348	334	359	380	396	380	409	432	451	428	461	486	507	473	509	537	560	
	1584	Lo PR	109	116	127	135	116	123	134	143	120	128	139	148	126	134	146	156	132	141	153	163	137	145	159	169	
		MBh	52.2	53.3	55.8	59.5	51.0	52.0	54.5	58.1	49.8	50.8	53.2	56.7	48.6	49.5	51.9	55.4	46.2	47.1	49.3	52.6	42.8	43.6	45.7	48.7	
		S/T	0.93	0.90	0.81	0.66	0.96	0.93	0.84	0.68	0.99	0.95	0.86	0.70	1.00	0.98	0.89	0.72	1.00	1.00	0.92	0.75	1.00	1.00	0.93	0.75	
1584	ΔT	28	28	26	23	29	28	27	23	29	28	27	23	28	28	27	23	27	27	26	23	25	25	25	21		
	kW	4.38	4.47	4.60	4.74	4.70	4.79	4.94	5.09	4.98	5.08	5.24	5.40	5.22	5.33	5.50	5.68	5.43	5.55	5.73	5.91	5.62	5.74	5.92	6.11		
	Amps	21.3	21.7	22.2	22.8	22.6	23.0	23.5	24.2	24.0	24.5	25.1	25.8	25.3	25.7	26.4	27.2	26.5	27.0	27.7	28.6	27.7	28.3	29.0	29.9		
1584	Hi PR	254	273	288	301	285	307	324	338	324	349	368	384	369	397	419	437	415	447	472	492	459	494	521	544		
	Lo PR	106	113	123	131	112	119	130	139	116	124	135	144	122	130	142	151	128	136	149	159	133	141	154	164		

IDB: Entering Indoor Dry Bulb Temperature  
 High and low pressures are measured at the liquid and suction service valves.  
 Shaded area reflects AHRI (TVA) conditions  
 kW = Total system power  
 Amps = outdoor unit amps (comp. + fan)

**AIRFLOW DATA**

**GPG152407041C\* - RISE RANGE: 35° - 65°**

UNIT STATIC	T1 - 1ST STAGE HEATING			T2 - 2ND STAGE HEATING			T3 - COOLING SPEED		T4 - COOLING SPEED		T5 - COOLING SPEED	
	CFM	WATTS	RISE	CFM	WATTS	RISE	CFM	WATTS	CFM	WATTS	CFM	WATTS
0.1	729	55	52	913	103	57	897	99	897	99	1047	139
0.2	680	63	57	864	111	61	848	107	848	107	998	146
0.3	631	71	62	815	119	64	799	115	799	115	948	154
0.4	582	79	X	766	127	X	750	123	750	123	899	162
0.5	532	87	X	717	135	X	701	131	701	131	850	170
0.6	---	---	---	667	143	X	652	139	652	139	801	178
0.7	---	---	---	---	---	---	---	---	---	---	---	---
0.8	---	---	---	---	---	---	---	---	---	---	---	---

**GPG153009041C\* - RISE RANGE: 45° -75°**

UNIT STATIC	T1 - 1ST STAGE HEATING			T2 - 2ND STAGE HEATING			T3 - COOLING SPEED		T4 - COOLING SPEED		T5 - COOLING SPEED	
	CFM	WATTS	RISE	CFM	WATTS	RISE	CFM	WATTS	CFM	WATTS	CFM	WATTS
0.1	1050	139	49	1256	220	55	1123	168	1123	168	1326	248
0.2	1006	147	52	1211	228	57	1079	176	1079	176	1282	256
0.3	961	154	54	1167	236	59	1034	183	1034	183	1237	263
0.4	916	162	57	1122	243	62	989	191	989	191	1192	271
0.5	872	170	60	1077	251	64	945	199	945	199	1148	279
0.6	827	178	63	1033	259	68	900	206	900	206	1103	287
0.7	782	185	69	988	267	70	855	214	855	214	---	---
0.8	738	193	72	---	---	---	811	222	811	222	---	---

**GPG153709041C\* - RISE RANGE: 45° -75°**

UNIT STATIC	T1 - 1ST STAGE HEATING			T2 - 2ND STAGE HEATING			T3 - COOLING SPEED		T4 - COOLING SPEED		T5 - COOLING SPEED	
	CFM	WATTS	RISE	CFM	WATTS	RISE	CFM	WATTS	CFM	WATTS	CFM	WATTS
0.1	1053	143	49	1257	236	55	1184	203	1184	203	1408	304
0.2	1007	151	52	1211	243	57	1138	210	1138	210	1362	311
0.3	961	158	54	1165	250	59	1092	217	1092	217	1315	319
0.4	915	165	57	1119	258	62	1046	225	1046	225	1269	326
0.5	869	173	60	1073	265	64	1000	232	1000	232	1223	334
0.6	823	180	63	1027	273	68	954	240	954	240	1177	341
0.7	777	188	69	980	280	70	908	247	908	247	---	---
0.8	731	195	72	---	---	---	862	255	862	255	---	---

## AIRFLOW DATA (CONT.)

GPG154211541C\* - RISE RANGE: 45° - 75°

UNIT STATIC	T1 - 1ST STAGE HEATING			T2 - 2ND STAGE HEATING			T3 - COOLING SPEED		T4 - COOLING SPEED		T5 - COOLING SPEED	
	CFM	WATTS	RISE	CFM	WATTS	RISE	CFM	WATTS	CFM	WATTS	CFM	WATTS
0.1	1090	150	52	1286	231	57	1354	260	1354	260	1609	365
0.2	1025	158	57	1225	239	61	1296	267	1296	267	1556	373
0.3	960	166	62	1165	247	64	1237	275	1237	275	1504	381
0.4	895	174	X	1105	255	X	1178	283	1178	283	1451	388
0.5	830	181	X	1045	262	X	1120	291	1120	291	1399	396
0.6	765	189	---	984	270	X	1061	299	1061	299	1347	404
0.7	699	197	---	924	278	---	1002	306	1002	306	1294	412
0.8	634	205	---	---	---	---	944	314	944	314	1242	420

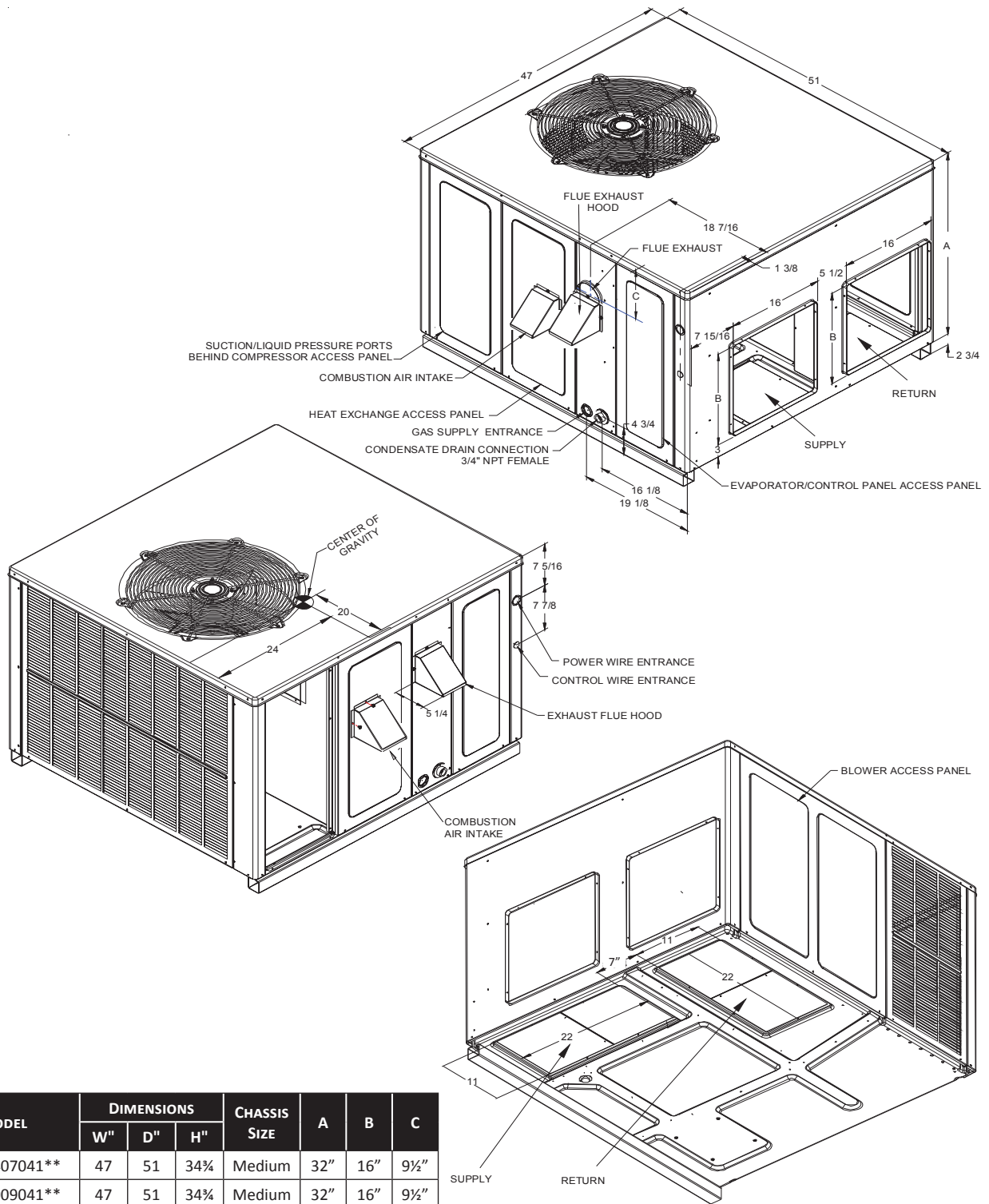
GPG154911541C\* - RISE RANGE: 45° - 75°

UNIT STATIC	T1 - 1ST STAGE HEATING			T2 - 2ND STAGE HEATING			T3 - COOLING SPEED		T4 - COOLING SPEED		T5 - COOLING SPEED	
	CFM	WATTS	RISE	CFM	WATTS	RISE	CFM	WATTS	CFM	WATTS	CFM	WATTS
0.1	1164	180	56	1435	293	61	1477	310	1477	310	1709	407
0.2	1100	188	59	1378	301	63	1421	318	1421	318	1659	414
0.3	1037	196	62	1322	309	65	1365	326	1365	326	1609	422
0.4	974	204	65	1265	316	68	1310	334	1310	334	1559	430
0.5	910	212	70	1208	324	70	1254	342	1254	342	1509	438
0.6	847	220	75	1152	332	73	1198	349	1198	349	1459	446
0.7	784	227	X	1095	340	X	1143	357	1143	357	1409	453
0.8	720	235	X	1038	348	X	1087	365	1087	365	---	---

GPG156014041C\* - RISE RANGE: 45° - 75°

UNIT STATIC	T1 - 1ST STAGE HEATING			T2 - 2ND STAGE HEATING			T3 - COOLING SPEED		T4 - COOLING SPEED		T5 - COOLING SPEED	
	CFM	WATTS	RISE	CFM	WATTS	RISE	CFM	WATTS	CFM	WATTS	CFM	WATTS
0.1	1792	514	X	1792	514	58	1366	257	1939	603	2108	704
0.2	1743	522	45	1743	522	61	1317	265	1889	611	2058	713
0.3	1693	530	45	1693	530	61	1267	273	1840	619	2009	721
0.4	1644	538	46	1644	538	63	1218	281	1791	627	1960	729
0.5	1595	546	48	1595	546	65	1169	290	1742	635	1911	737
0.6	1546	554	50	1546	554	68	1120	298	1693	643	---	---
0.7	1496	563	52	1496	563	70	1071	306	1643	651	---	---
0.8	---	---	---	---	---	---	---	---	---	---	---	---

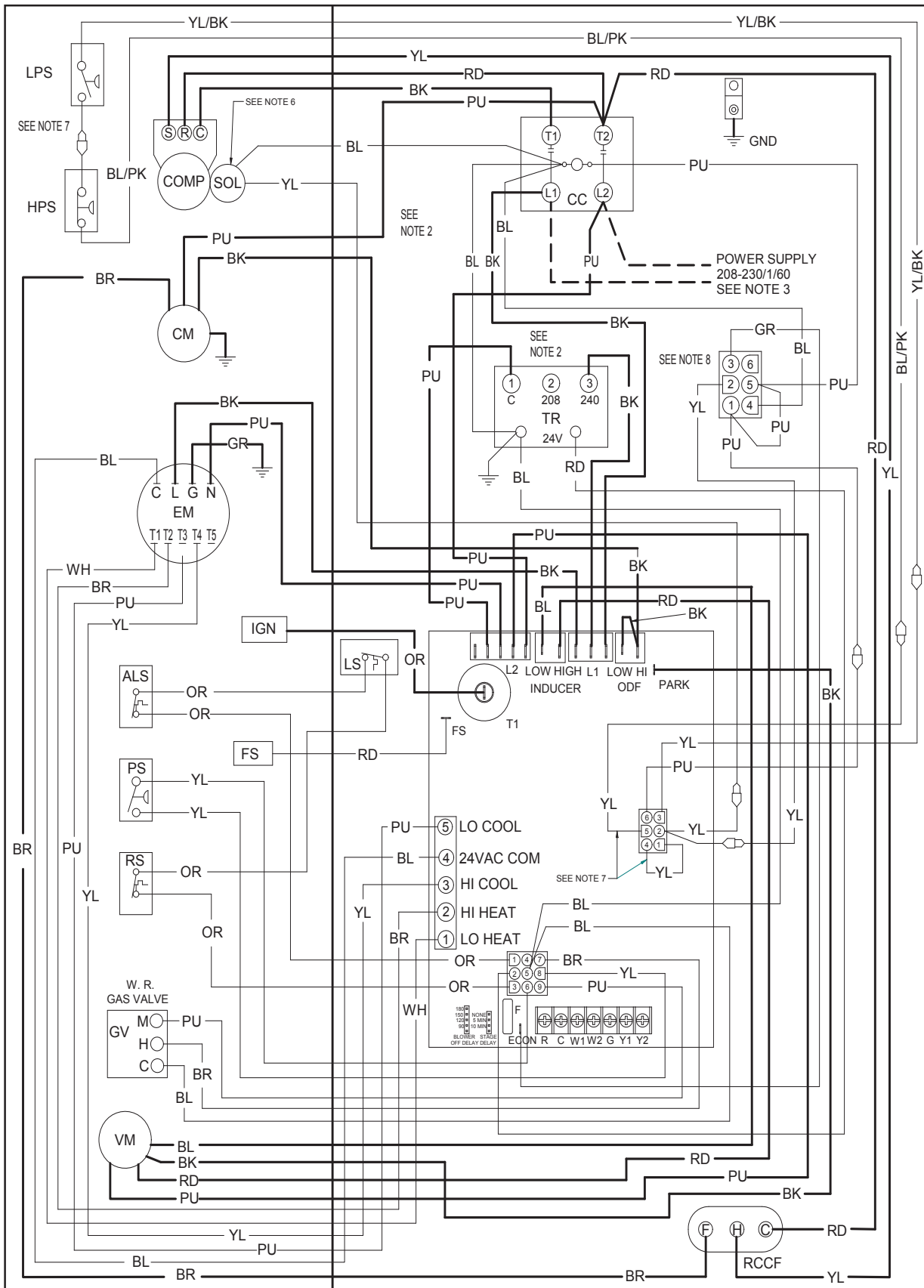
DIMENSIONS



MODEL	DIMENSIONS			CHASSIS SIZE	A	B	C
	W"	D"	H"				
GPG152407041**	47	51	34 3/4"	Medium	32"	16"	9 1/2"
GPG153009041**	47	51	34 3/4"	Medium	32"	16"	9 1/2"
GPG153709041**	47	51	34 3/4"	Medium	32"	16"	9 1/2"
GPG154211541**	47	51	42 3/4"	Large	40"	18"	14"
GPG154911541**	47	51	42 3/4"	Large	40"	18"	14"
GPG156014041**	47	51	42 3/4"	Large	40"	18"	14"



# WIRING DIAGRAM

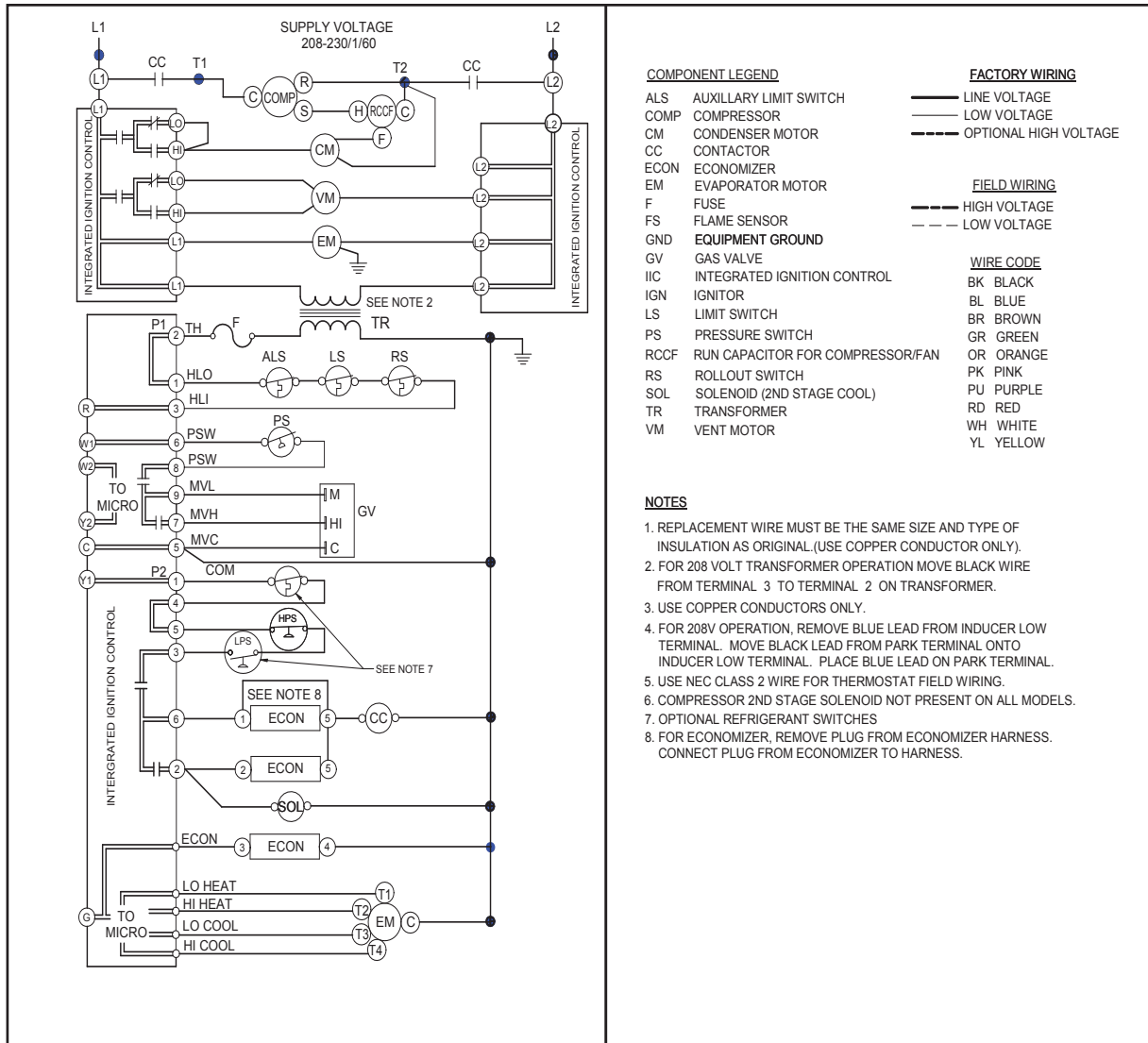


**High Voltage:** Disconnect all power before servicing or installing this unit. Multiple power sources may be present. Failure to do so may cause property damage, personal injury, or death.

**WARNING**

Wiring is subject to change. Always refer to the wiring diagram or the unit for the most up-to-date wiring.

WIRING DIAGRAM (CONT.)



**High Voltage:** Disconnect all power before servicing or installing this unit. Multiple power sources may be present. Failure to do so may cause property damage, personal injury, or death.

**WARNING**

Wiring is subject to change. Always refer to the wiring diagram or the unit for the most up-to-date wiring.

DIAGNOSTIC LED - RED	STATUS	CHECK
ON	NORMAL OPERATION	-
OFF	NO POWER OR INTERNAL CONTROL FAULT	CHECK INPUT POWER CHECK FUSE(S) REPLACE CONTROL
1 FLASH	IGNITION FAILURE	GAS FLOW GAS PRESSURE GAS VALVE FLAME SENSOR
2 FLASHES	PRESSURE SWITCH OPEN	CHECK PRESSURE SWITCH CHECK TUBING CHECK VENT MOTOR
3 FLASHES	PRESSURE SWITCH CLOSED WITHOUT INDUCER ON	CHECK PRESSURE SWITCH CHECK WIRING FOR SHORTS
4 FLASHES	OPEN LIMIT SWITCH	CHECK MAIN LIMIT SWITCH CHECK AUXILIARY LIMIT SW. CHECK ROLLOUT LIMIT SW.
5 FLASHES	FALSE FLAME DETECTED	CHECK GAS VALVE CHECK FOR SHORTS IN FLAME SENSOR WIRING
6 FLASHES	COMPR. SHORT CYCLE DELAY	3 MIN COMP. SHORT CYCLE DELAY

DIAGNOSTIC LED - RED	STATUS	CHECK
7 FLASHES	LIMIT OPEN 5 TIMES IN SAME CALL FOR HEAT	CHECK MAIN LIMIT SWITCH CHECK AUXILIARY LIMIT SW.
8 FLASHES	IDT/ODT OPEN	CHECK JUMPER BETWEEN 1 AND 4 ON 6-CIRCUIT CONNECTOR CHECK OPTIONAL REFRIGERANT SWITCHES
9 FLASHES	PSW/LOC OPEN	CHECK REFRIGERANT SWITCHES FOR LOSS OF CHARGE OR HIGH HEAD PRESSURE

DIAGNOSTIC LED - AMBER	STATUS	CHECK
OFF	NO FLAME PRESENT	-
ON	NORMAL FLAME PRESENT	-
1 FLASH	LOW FLAME SIGNAL	GAS FLOW GAS PRESSURE GAS VALVE FLAME SENSOR
2 FLASHES	FALSE FLAME DETECTED	CHECK GAS VALVE CHECK FOR SHORTS IN FLAME SENSOR WIRING

0140G00533 REV A