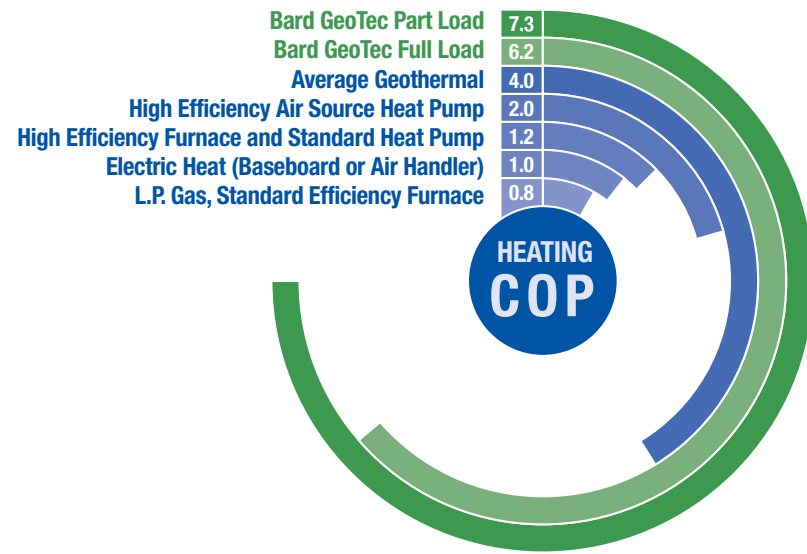
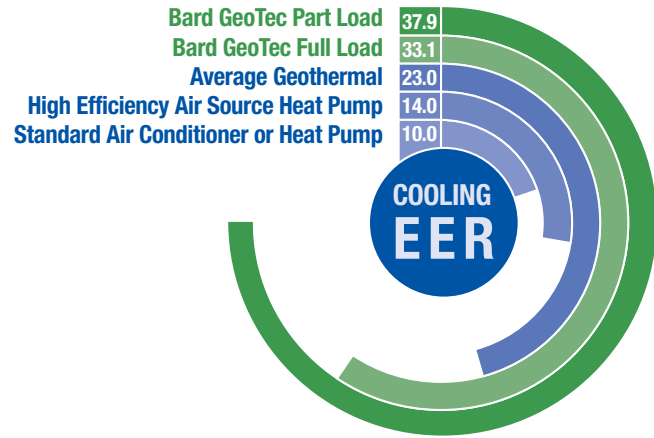


Saving energy saves you money.

See why the Bard GeoTec™ Heat Pumps are a smart choice for home heating and cooling.



EER is the Energy Efficiency Ratio of a cooling device that compares the cooling output of a unit in BTUs to the electrical power consumed in watts. The higher the EER rating, the more efficient the unit. In most cases, Bard units surpass their listed EER rating.

Findings are based on industry standard averages.

COP is the Coefficient of Performance, the ratio of the heat at the output source compared to the work it takes to produce that heat. So, a COP of 6 means that the unit is producing \$6 worth of heat for every \$1 of energy used.

**10 year warranty applies to registered residential installations. See form 7960-607 for complete details. Online warranty registration at www.geothermalwarranty.com

"For the last 20 years, we have chosen to install Bard Geothermal products because of their dependability and ease of service. We will continue to use Bard products so our customers will have the comfort of knowing they have purchased the most reliable heating and cooling system available."

— Martin's Refrigeration
Fayetteville, PA

"We use a 3.5 ton Bard Geothermal open loop system to heat and cool a 3,600 sq. ft. area of our home. Our average monthly bill to heat and cool that area is \$80.77. It's been over three years since it was installed and we've never had any complaints or service problems."

— Mike & Pam Heindold
Morton, IL



Environmentally sound.
Economical operation.
Energy efficient.



High Efficiency Geothermal Heat Pump



Bard Manufacturing Company, Inc.
1914 Randolph Dr., Bryan, OH 43506
Form # S3405 | August 2011 | www.bardhvac.com



Climate Control Solutions

Geothermal: Earth-friendly energy that's friendly on your budget.

Since the early 1980s, Bard has been on the leading edge of the design and manufacturing of geothermal heat pumps, providing smart consumers with a safe, renewable and plentiful fuel source to heat and cool their homes. The best part is, while Bard GeoTec™ Heat Pumps are saving energy, they're also saving our customers money. The combination of Bard quality and year-round energy savings makes Bard GeoTec heat pumps the natural choice for your home comfort system.



Land on the system that works for you.

Geothermal technology harnesses the ground's consistent temperature to keep your home comfortable year round at a lower cost. Bard GeoTec heat pumps can be installed in a variety of configurations, depending on your particular needs and the conditions of your property.

An Open Loop System is for you if:

- You have a readily available source of ground water such as a lake or well
- The water source has adequate capacity to support the system
- *How it works* – open pipes draw water in and discharge it, exchanging heat

A Closed Loop System is for you if:

- There is no readily available water source
- *How it works* – circulates a water and antifreeze solution through a closed loop of pipe

A Vertical Loop is for you if:

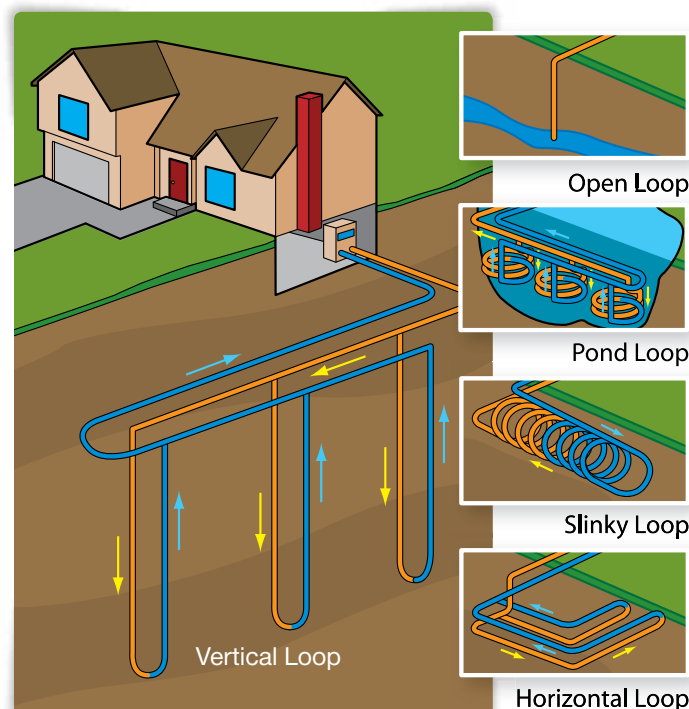
- Space is limited

A Pond Loop is for you if:

- The body of water has sufficient depth
- The pond is close to the house

A Horizontal or Slinky Loop is for you if:

- Land area is sufficient – about 1/4 to 3/4 acre is usually enough for the average sized home



Why a Bard GeoTec™ Heat Pump?

Super high efficiency

- Step capacity (2-stage) compressor increases efficiency by reducing cycling losses – saving both energy and money
- The Bard GeoTec delivers four to five times more energy than it consumes

Environmentally-friendly

- Uses R-410A, a non-ozone depleting refrigerant
- A renewable energy source, using nature's own solar energy collector, the earth

Healthier, safer, and more comfortable

- Reduces indoor air pollutants and provides outstanding humidity control
- Helps control humidity during short run conditions
- Quiet operation thanks to a high quality Copeland Scroll™ compressor and ECM Blower Motor
- No open flame, fuel storage tanks or flammable fuel and no outside venting



Dealer-friendly installation – Bard's unique design allows dealers to install the unit in many different configurations



A domestic hot water heat exchanger can be combined with the optional pump module to supplement hot water needs, saving even more money and energy.



The Bard step capacity compressor is designed to maximize comfort by reducing heat cycling losses –the added benefit is energy and money savings!



The Bard GeoTec™ heat pump uses R-410A – a non-ozone depleting and environmentally-friendly refrigerant.